

COLORED PENCIL SOCIETY OF AMERICA

LA CHAPTER

APRIL 7, 2018

214

**A Message from
your President**

**LA Chapter Show
and The Winners Are:**

**Koh-i-Noor Colored Pencils
& Drawing Paper Review**
by Veronica Winters

My Drawing Space
Christine Imgrund

CAA LA Conference
CPSA Booth

**Member
Announcements /
Product News**



April Meeting
St. Cyprian Catholic Church
4714 Clark Ave,
Long Beach, CA 90808
10 am

Cover - Urban-Patina
by Andrew Purdy



CONTENTS

- 3 A Message from your President**
What to expect this new year.
- 3 Art History - Simplified Version**
Humor in art is always refreshing especially if it makes you think and to have someone make fun of an old master art style, well then, that's a hoot!
- 4 Recap / Jump Start Creative Juices - Deb Gargula**
Ways to jump start your creative juices, and approaches to thinking outside the box.
- 5 Pencil Painting Show**
Annual Show at the Cypress Community Art Show
March 5th through April 16, 2018
- 9 Koh-i-Noor Colored Pencils & Drawing Paper Review**
By Veronica Winters - veronicasart.com. In this article you'll find information about Koh-i-Noor colored pencils and Koh-i-Noor drawing paper. By permission
- 11 My Drawing Space - Christine Imgrund**
Take a picture of your drawing space for the next newsletter and tell us why its the perfect spot for you, then email to me philzubiata@hotmail.com.
- 12 Member Announcements / CAA Convention**
Covering California Art Association at the Los Angeles Convention Center, Book & Trade Faire, My day at the convention by Phil Zubiata
- 15 Member Announcements / WIP / Book Reviews**
Chapter 214 four members work in progress, Six books in review to help with portraits and textures
- 17 Member Announcements / Badges / Shows Work Shops**
Order your badge to be easily recognized, Gallery Show represented by Buena Johnson, and mini workshop by Alan Woollet in August

Future L.A. Chapter 214 Meeting Dates in 2018

First Saturday of every other month:

April 7 June 2

The location for each meeting will be announced in the newsletters and in the e-mail reminders.

LA CHAPTER 214 BOARD MEMBERS 2018

President
Jane Shibata

Vice President
Barbara Rogers

Membership
Linda Rahl

Historian
Tess Lee Miller

Treasurer
Lupe Backe

Secretary
Betty Sandner

Webmaster
Andrew Purdy

Newsletter
Gayle Uyehara
Phil Zubiata

Mini-Workshop Coordinator
Jane Shibata

Hospitality
Phil Zubiata

Chapter 214 Website
<http://cpsa-214dc.org>

LA Chapter 214 Newsletter

Is a benefit of membership, anyone 18 years of age or older may become a CPSA member (\$45) and therefore allowing them to submit an application to become a member in the LA Chapter. The cost for membership is \$20 dollars annually, the membership year is from November 1 through October 31.

A Message From Your President

Jane Shibata



Hello Artists!

Thank you to all who entered the Chapter exhibit and congratulations to all the winners. Everyone's art looks great! There is a nice range of subjects and styles. To clarify, the pick-up date for the exhibit will be on April 17, Tuesday, 9 am to 5 pm. If you cannot pick up your work, please let someone know or designate someone to pick up the art. I will be there for about an hour during the morning. We need some volunteers to cover both the morning and afternoon.

Nicole Caulfield's workshop was a lot of fun and I personally learned a few things and I never worked on an Ampersand Pastelbord. I may try a piece on that board in the future. Nicole is a good teacher and very enthusiastic. We got an instructional booklet that had the steps on how to complete each item in the still life. She presented some good pointers on composition also.

At our next meeting we will discuss our chapter project for the convention and I will be the presenter on basic colored pencils techniques and tips for all levels. I presented some of these techniques in the past as 5 to 10 minute mini-workshops. See below for a list of things to bring. I will have some of the tools listed that everyone can borrow during my presentation.

Since Gayle, our photographer, will not be able to attend the next meeting, I would like some

people to take photos during the meeting to send to Phil for the next newsletter. Looking forward to seeing everyone in April.

Jane

Basic Colored Pencils Techniques and Tips for All Levels

Supplies to bring for the next meeting on April 7, Saturday:

(Bring in what you have already. You may borrow the items you don't have during the presentation.)

- **paper**, sketch or mixed media paper or any paper you have for colored pencil, no larger than 9 x 12"
- **colored pencils** (a range of different colors and primaries, especially colors similar to indigo, tuscan red, white, dark green, dark brown)
- **pencil sharpener** (plus a container for pencil shavings if you bring a hand held type)
- **various erasers** (both hard and soft)
- **"mop-style" brush** to clean up pencil residue
- **any one blending item** (Prismacolor colorless blender, Lyra Splendor, (Gambosol) mineral spirit, Finesse blender, Derwent blender, or Caran d'arche blender)
- **stylus**
- **X-Acto knife**

February Presentation

By Deb Gargula

PLAY OR WORK

- 1 Working within the BOX?
 - Guidelines or Restrictions? (You Decide)
 - Safety (What is our comfort zone drawing)
 - Motivation (Deadlines, other artists)
 - Comparison (Why do I do, what I do)
- 2 Finding a New Way to approach art or
Necessity is the Mother of Invention

Find a Group/ Form a Group

- 1 Listen to the process of others
- 2 Think about the process you use
- 3 Allow yourself to explore

The Journey - Using a Catalysts

- 1 Words / Concepts
- 2 Music / Poetry / Favorite Images
- 3 Quotes / Walk / Favorite Palaette
- 4 Change routine / Make a routine

Words

- 1 Hunger / Reflection / Journey
- 2 Boundaries / Among / Focus
- 3 Above / Bridge/ Beyond



photos by Gayle Uyehara



THANK YOU DEB FOR YOUR INSIGHT

Pencil Paintings Show

Cypress Community Center Art Gallery

March 5, through April 16, 2018
Judge - Jason Dowd

photos by Gayle Uyehara

Best of Show

Tess Lee Miller - *Quiet Reflections*

Professional

First Prize

Susan Salazar - *Max*

Second Prize

Trudy Wood - *Wanna take a Ride?*

Third Prize

Barbara Rogers - *My Blue Heaven*

Honorable Mentions

Rich Boyd - *Hair Apparent*

Rich Boyd - *Aces and Eights*

Morgan Kari - *Feather in the Wind*

Tess Lee Miller - *Child's Play*

Susan Salazar - *Curious George*

Trudy Wood - *Kaleidoscope*

Phil Zubiata - *Summer Swell*

Phil Zubiata - *Succulentsaurus*



Best of Show, Quiet Reflections by Tess Lee Miller



*First Place,
Max by Susan Salazar*



*Second Place,
Wanna take a Ride by Trudy Wood*



*Third Place,
My Blue Heaven
by Barbara Rogers*

Pencil Paintings Show

Cypress Community Center Art Gallery

March 5, through April 16, 2018

Judge - Jason Dowd

Non-Professional

First Prize

Renee Matter - *Russian Red*

*First Place,
Russian Red
by Renee Matter*



Second Prize

Chris Imgrund - *Waiting for Cinderella*

*Second Place,
Waiting for Cinderella
by Christine Imgrund*



Third Prize

Nancy Brinkley - *Cowgirl Nan*

*Third Place,
Cowgirl Nan
by Nancy Brinkley*



Honorable Mentions

Lisa Barash - *Through the Brush*

Judy Carroll - *Sassy*

Judy Carroll - *Hunan Village I*

Steve Coler - *Not the Dalai Lama*

Rhonda Howard - *Boomer with Charlie*

Chris Imgrund - *5504 Ocean Avenue*

Karen Taka - *Fields of Gold*

Pencil Paintings Show

Cypress Community Center Art Gallery



Pencil Paintings Show

Cypress Community Center Art Gallery



The Award Presentation



Koh-i-Noor

Colored Pencils & Drawing Paper Review

By Veronica Winters - veronicasart.com

In this article you'll find information about Koh-i-Noor colored pencils and Koh-i-Noor drawing paper. I also include the video of these products you can find below. I'm not an affiliate and I write reviews for the art supplies I actually use in my drawings. Koh-i-Noor Hardtmuth is a Czech republic manufacturer and distributor of art supplies and stationery. Founded in 1790 by Joseph Hardtmuth of Austria, this company makes affordably-priced, high-quality art supplies.

Koh-i-Noor colored pencils review

Lightfastness: varies, but good overall

Durability: fair

Softness: soft

Price: very competitively priced

Pigment saturation/vividness: very good

I have a large, 72 colors set and I've done several colored pencil drawings using this set.

Overall, these are very good colored pencils to do work on details and small drawings. They are not as creamy as Prismacolor Premier or Luminance but layer quite nicely that requires minimal blending drawing on smooth paper.

Hardness/softness:

These colored pencils feel very similar to Pablo colored pencils in their durability and softness. Because they are not super soft like Prismacolor Premier, you can create lots of details drawing with Polycolor. I think they are very good to draw details over the initial layering done in softer colored pencils. Drawing backgrounds and shading over large areas can be very time-consuming. Occasionally,



they break during sharpening, and that's the only downside I see to these colored pencils.

Color/pigment saturation:

Because they are not as creamy as Luminance or Prismacolor, they don't have exceptional saturation/vividness. However, these pencils will pleasantly surprise you with their range of beautiful colors and considerable color saturation. Some colors seem to be a bit softer and more vivid than the others in a set.

Koh-i-Noor

Colored Pencils & Drawing Paper Review

Koh-i-Noor Drawing Paper review

I absolutely love Koh-i-Noor drawing paper and its my favorite now! I only wish the manufacturer could come up with a bunch of bright colored papers soon. Koh-i-noor manufactures drawing papers with several surfaces: Bristol smooth, Bristol vellum and colored pencil. All of them have thick pages and accept multiple layering, which is great for colored pencil drawing. The surfaces are smooth, yet the minimal texture of Colored Pencil Drawing and Bristol Vellum papers aids to smooth and even layering that basically requires no blending with solvents, and some minimal blending with a pencil blender like Caran d’Ache full blender.

Koh-i-noor black drawing paper has very thin pages but the surface is truly amazing to work on. It is very smooth with just the right paper tooth to grab the color. The in & out pages feature is also really great because I can take a page out, draw on it, and then put it right back into the album for storage.



This is one of the drawings completed using the koh-i-noor Polycolor colored pencils.



Here you can see how these koh-i-noor drawing pads look inside.



Here you can see the four different brands of koh-i-noor drawing pads.

Colored Pencil paper

Black Drawing paper

Bristol Smooth paper

Bristol Vellum paper

photos by Chris Imgrund


My Drawing Space

Christine Imgrund Studio
chrisimgrund@gmail.com

My 10' x 12' foot studio was built by Tuff Shed. It went up in about 4 hours, while Miles and I sat in lawn chairs and watched. To finish the inside, professional electrical and drywall workers were hired and then Miles and I painted the walls and installed the flooring. Because the electricity comes from an elaborate elevated extension cord, there was no need for a building permit. Total building costs were about \$8,000.

There is a glass door and sidelights on the north side, to let in the best light for drawing. There are screened windows on the side walls and a screen door. The ceiling light fixture emits daylight so I can work after the sun goes down. I considered a real skylight, but the Tuff Shed salesman said it would probably leak when it aged. The floor is smooth and uncarpeted so it's easy to sweep up.

I like my studio because it's in my back yard, so I don't have to drive anywhere to get to it. I also like that it has a TV, radio and a laptop and lots of waist high electrical outlets. I work out my drawings on my laptop using Picasa. Sometimes I have the TV on, but mostly I listen to NPR while I draw. I also have a space heater and a bed for my Shih Tzu, Sam.



MEMBER ANNOUNCEMENTS / PRODUCT NEWS

College Art Association - 107th Annual Convention - Feb 21-24 2018

CAA CONVENTION

Contents

- Location** - L.A. Convention Center
- Check-In** - Level 1
- At a Glance** - Books & Trade Fair
- Cultural & Academic Hall** - Level 1
- Idea Exchange** - Network Hall
- Sessions** - Programs
- SPEC Lounge** - Exchanging Ideas
- ARTspace** - Services to Artists
- Meetings** - Business
- Events** - Connecting at Museums
- Receptions & Reunions** - Programs
- Professional Development** - Workshops
- BOOK AND TRADE FAIR** - Books
- CAA Board** - Personnel
- CAA Staff** - Members
- CAA Committees** - Members
- CAA Past Presidents** - Members
- Advertisers** - A Special Thanks



photos by phil zubiato

My Day at the Booth By Phil Zubiato

I knew it was going to be a long day for me, I was sick, Andrew drove to the convention and I said I don't know how much help I will be. When Jane arrived to help with the booth sitting and greeting I was sooo happy. I took my art piece "UnBeeLievably Dahlicious" to show patrons what colored pencils could do. I must say it felt a bit strange among all the other vendors, they had products to sell and we didn't. We did try to educate patrons as to the importance of colored pencil art in the art world.

Our Booth number was 326 and in that roll were lots of interesting neighbors. I had the opportunity to meet and visit vendors when I had a break, some were patrons and sponsors to CPSA. They are, Dick Blick, Dixon Ticonderoga, Lyra, Canson, Chartpak, General Pencil Co., Savoir Faire, Fabriano paper, and Koh-I-Noor.



photo by phil zubiato

MEMBER ANNOUNCEMENTS / PRODUCT NEWS

College Art Association - 107 th Annual Convention - Feb 21-24 2018



One of the valuable things I took away from the convention was being able to meet the field representatives from the different vendors I visited. One such field rep. was from Chartpak and he spoke to me about the Koh-I-Noor product line of papers and colored pencils, (we have a article on page 9). I asked about their graphite pencils and said I had a problem with the glare, the rep. told me about using a

blender tool to take away the glare and still keep the intensity of the darkness of the drawing. I then ask him if he had an idea as to which pen I could use to sign the back of my frames and write a fancy thank you and some tidbit of the art piece just sold. He showed me a silver pen that he used and said the ink flowed very well and was permanent. Before I could buy one he ran out. Oh well I'll have to order it on line.



I've been to other conventions and one of the things that is common is the sales pitches. The best one was from the owner of Savior Faire, Pierre Guidetti. His paper product is the Fabriano, "It is the best paper, made since the Renaissance and used by many artists, Michelango being one. 100% cotton, acid free" Then he saw I had a pad of Canson

paper and he said "Oh no that is not a good paper for your artwork" then he said something nice, "the magnificent art you produce, you need to use only Fabriano paper" I said thank you.

I did receive 3 pads of paper to try, the Acquarello watercolor Artistico extra white and traditional white. Plus the Studio Watercolor hot press.



photo by phil zubiante

photo by Andrew Purdy

To finish, this convention had a lot to offer if you knew where to look. Once I got home I had a chance to look over the CAA catalog and found it very interesting. If I felt better I would have visited more vendors and picked up more swag. I was tired and sore and I was there for two days unlike Andrew who was there for four days. Andrew, its time to go.



photo by phil zubiante

MEMBER ANNOUNCEMENTS / PRODUCT NEWS

College Art Association - 107 th Annual Convention - Feb 21-24 2018

photos by phil zubiate

Other Volunteers Barbara Rogers, Ruth Arthur, Arlene Weinstock, Jane Shibata and Buena Johnson



MEMBER ANNOUNCEMENTS / PRODUCT NEWS

Works in Progress • Books In • Kits 2Share • Books 2Share


WIP

Febuary meeting at Cyprian Catholic Church 4714 Clark Ave, Long Beach, CA 90808, **works in progress** and finished pieces.

photos by Gayle Uyehara



BOOKS



Colored Pencil Painting Portraits

by Alyona Nickelsen

Colored Pencil Painting Portraits provides straightforward solutions to the problems that artists face in creating lifelike images, and will prime readers on the intricacies of

color, texture, shadow, and light as they interplay with the human form. In this truly comprehensive guide packed with step-by-step demonstrations.

Capturing Soft Realism

by Ann Kullberg

There's a trick to painting realistic subject matter without including every last little detail. It's this "soft realism" approach to coloured pencil. Step-by-step she presents 35 popular subjects and describes techniques for adding rich texture,




depth and form in the most simple and straight forward way possible.

MEMBER ANNOUNCEMENTS / PRODUCT NEWS

Works in Progress • Books In • Kits 2Share • Books 2Share

BOOKS



Texture In Colored Pencil

by Ann Kullberg

In Texture in Colored Pencil (formerly known as Capturing Soft Realism in Colored Pencil), learn to render lovely background and foreground elements in your colored pencil

artwork with skill and confidence! Inside you'll find easy-to-follow, step-by-step instruction that shows you how with over thirty-five different subjects. .



Draw Portraits

by Ann Kullberg

A Dream Team of artists ready to teach you... 200 pages of portrait WOW! Everything you could ever dream of learning about portraits in colored pencil is in


this single most remarkable volume. Be taught by 29 top portrait artists. An impressive number of colored pencil brands, paper surfaces and dozens of styles and techniques can be found in Draw Colored Pencil Portraits - a true powerhouse of step-by-step instruction and eye-candy. This book is a combination of thousands of hours of experience and techniques.

You Can Draw Simple Techniques Realistic Drawings

by Leonardo Perezniето

Artist and art instructor Leonardo Perezniето's realistic surfaces and textures. Now, for the first time, this international sensation brings his amazing skills to the page, teaching his drawing technique.

With step-by-step tutorials for drawing lifelike surfaces and textures




such as metals, gemstones, flowers, water, and glass.

Drawing Portraits: Tips & Techniques

by Veronica Winters

Are you interested to know how to draw people? If drawing portraits with colored pencils is your passion, consider following these principles to improve your art:

- Light quality on your subjects
- Anatomical accuracy
- Paper's smoothness
- Softness of your colored pencils
- Gradual layering of your colors
- Try to layer your



colors slowly, mainly one at a time. This way you pay more attention to values and shadows as opposed to random shading all over the place without a plan or consistency.

MEMBER ANNOUNCEMENTS / PRODUCT NEWS

Chapter 214 Badge • Gallery Show

BADGE

With this cool badge! Everyone will know you

If you're like me I forget faces and names, especially if I don't have contact or see you but once every two months. The cost is \$7.50, badges are magnetic, pay by check or cash.



To place your order contact the ever so happy Linda Rahl at Irahl@roadrunner or call 562- 431- 5487.

SHOW / WORKSHOPS

You're Invited! **Art Exhibition** **at Underground Museum,** 3508 W. Washington Blvd, LA CA 90018

Opening Event: Friday, April 6 @ 7pm;
Public Viewing: April 7-8, 11am -4pm.
Co-chairs: Kyle DeWoody & Karon Davis.

Featuring the childhood artwork of celebrated CA artists to support a mission to make arts education a right for All.



painting by Buena Johnson

Ann Kullberg presents

From the UK to the USA

Alan Woollett

August 2018

Colored Pencil WORKSHOP TOUR

3 Cities >> Kelzer, OR • San Jose, CA • Cincinnati, OH

In just 2 days
You'll Learn:

- How to capture the breathtaking detail and beauty of birds in their natural environment.
- Techniques for drawing wildlife from an award-winning artist.
- How to master hyper-realism in colored pencil, with clear step by step demonstrations.

Class project!

Examples of Alan's CP work

★★★★★

"A workshop with a master of CP, Alan Woollett, will expand your artistic talents in this medium. Alan generously shares his gift with each individual student."

— Gayla Schuet