

COLORED PENCIL SOCIETY OF AMERICA

LA CHAPTER

FEBRUARY 2019

214

**A Message from
Your President**

**LA Chapter 214
Calender for 2019**

**Meet Your Fellow CP Artist
Arlene Weinstock**

**Cypress Art League and The
CPSA, Chapter 214 Present
Pencil Drawings**

**Chapter 214 Presents
A Workshop with
Professor Betsy Holster**

**Member
Announcements /
Product News**

Meeting: February 16, Sat.
St. Cyprian Catholic Church
4714 Clark Ave,
Long Beach, CA 90808
10 am

Cover - People Want
by Arlene Weinstock

CONTENTS

- 3 A Message from your President**
What to expect this new year.
- 4 LA Chapter 214 Calender for 2019**
Now you can follow along the LA Chapter 214 Happenings from February through December
- 5 Meet Your Fellow CP Artist**
Arlene Weinstock
by SMC
In the 7th grade Arlene knew she wanted to be – an art teacher – an award-winning artist who has taught Colored Pencil Techniques at SMC Community Ed for eight years.
- 8 Cypress Art League and the Colored Pencil Society of America, Chapter 214 present Pencil Paintings**
This page explains the selection process and all the rules and regulations to adhere to for the Pencil Paintings Show
- 9 The CPSA LA Chapter 214 presents**
A Workshop with Professor Betsy Holster
This workshop will cover original thinking, depth of knowledge about all aspects of art. Lead you through fun exercises that will help unravel some of the mysteries of composition.
- 10 Member Announcements / Product Review / Book Reviews**
You need this pencil sharpener in your arsenal of colored pencil sharpening tools, the Multipoint Professional. Two books in review: one to help with reflections with colored pencils and the other mastering landscapes in colored pencils with step-by-step examples.
- 11 Member Announcements / Book Reviews**
Four books in review to help with drawing still life, textures, light and dark with colored pencils techniques.
- 12 Member Announcements / Badges / Dues**
Order your badge to be easily recognized, dues are coming up for both national and local CPSA chapter dues.

Future L.A. Chapter 214 Meeting Dates in 2019

Next Meeting is - **February 16, 2019**
The location for each meeting will be announced in the newsletters and in the e-mail reminders.

LA CHAPTER 214 BOARD MEMBERS 2019

President
Jane Shibata

Vice President
Ruth Arthur

Membership
Linda Rahl

Treasurer
Lupe Backe

Secretary
Betty Sandner

Historian
Tess Lee Miller

Hospitality
Phil Zubiato

Newsletter
Gayle Uyehara
Phil Zubiato

Webmaster
Andrew Purdy

Chapter 214 Website
<http://cpsa-214dc.org>

LA Chapter 214 Newsletter

Is a benefit of membership, anyone 18 years of age or older may become a CPSA member (\$45) and therefore allowing them to submit an application to become a member in the LA Chapter. The cost for membership is \$20 dollars annually, the membership year is from November 1 through October 31.

A Message From Your President

Jane Shibata



Hello Everyone, Happy new year to all!

This will be a short message. Don't forget to work on your Chapter project and Chapter exhibit art. Also consider entering the international exhibit. This is going to be busy year.

Due to prior commitments, I can't be at the February meeting. Ruth Arthur, our vice president, will be presiding. Enjoy the presentation by Margaret Lindsey, a former president of our chapter.

I will be at the Cypress Community Center in March for the artwork drop-off/pick-up day and reception. We would like volunteers for the drop-off, reception, and pick-up days. Let Ruth know at the meeting. I'm looking forward to seeing all of your work at the exhibit. I will be returning last year's Chapter project to all of you at the April meeting. I hope to see many of you in March!

Onward and upward for the new year. Jane

About the cover image: After a trip to Israel in March 2018, I returned and kept thinking about something I heard from many people say. A few months later, while experimenting with combining colored pencils with water soluble pencils I created this piece and named it for the comment I heard, "People want peace. Government makes war". Throughout the piece that phrase is written in English, Arabic, and Hebrew.

Congratulations to Explore This 15 Selected Entries from Chapter 214 -

Nancy Brinkley - The Guardians

Deb Gargula - Song on Mount Laguna

February Meeting Challenge / Idea from Jane's Skyscape Drawings - Draw an image of your choice with clouds drawn off the boarder on grey paper. Jane Shibata signature idea

Remember to work on your Letter for the LA Chapter National Convention - Try your creativity at drawing an image of your choice depicting LA places.

Remember to Look for the Cypress LA Chapter Show - Here's the LA Chapter annual show, mark down March 2nd to bring your artwork.

Remember to Look for the Betsy Holster Workshop March 16th - Here's a great workshop to take and explore new art ways to enhance your ability.

SPECIAL NOTICE from Ruth Arthur:

I will be happy to accept any entries for Pencil paintings if the members will bring them to the Feb meeting, along with the entry form and check. If that saves someone a trip - that's great.

Challenge to all members, try your hand at Jane's signature drawing of clouds for the next chapter meeting.



Phil Zubiate

LA Chapter 214 Calendar for 2019

CPSA DC214 Calendar For 2019

* **February 16th, 10am - General Meeting** at St Cyprian's Church - 4719 Clark Avenue, Long Beach, CA 90808

March 2nd, 830am to 11am -Take in for **Pencil Paintings** - Cypress Community Center, 5700 Orange Avenue, Cypress

March 9th, 2pm to 4pm - Reception and Awards for Pencil Paintings - Cypress Community Center - 5700 Orange Avenue - Cypress

March 16th, 9am to 4pm - Workshop with Betsy Holster - Cypress Community Center - 5700 Orange Avenue - Cypress

April 6th 10am - General Meeting at St Cyprian's Church - 4719 Clark Avenue, Long Beach, CA 90808

June 1st, 10am - General Meeting at St Cyprian's Church - 4719 Clark Avenue, Long Beach, CA 90808

July 31-Aug 3 - 27th International Exhibition - Brea, California

* **September 28, 10 am - General Meeting** at St Cyprian's Church - 4719 Clark Avenue, Long Beach, CA 90808

December 7th, 10am - General Meeting at St Cyprian's Church - 4719 Clark Avenue, Long Beach, CA 90808

* Note the date change for these meetings!



Elizabeth (Betsy) Holster Placentia, CA Betsy received her undergraduate degree in Art from the University of Wisconsin – Madison, her MA degree in Art from Northern Michigan University. She earned her MFA in Interdisciplinary Art from Goddard College in Vermont. She is currently a Professor at California State University Fullerton where she teaches the Artists Books Class, papermaking and drawing.

Betsy Holster's work has always been about a sense of place, investigating how human beings interact with their environment. After moving to California from the Lake Superior region, Betsy's work has explored the similarities, in stature and in function, of freeway overpasses and trees. Her work is of late in the form of sculptural artists books that include handmade paper, drawing and printmaking. Betsy has shown around the world, most recently in Korea, Japan, and Israel, winning numerous awards.

Meet Your Fellow CP Artist Arlene Weinstock

Interview by Santa Monica College



Healing Tree

Arlene Weinstock knew what she wanted to be in the 7th grade – an art teacher – but it took her 30 years to fulfill that ambition. Weinstock, an award-winning artist who has taught Colored Pencil Techniques at SMC Community Ed for eight years, took a circuitous route to the classroom.

In the early 1990s, she took Colored Pencil classes and has specialized in that medium, as well as mixed media, since then.

She earned Signature and experimental Signature honors from the Colored Pencil Society of America. She shows her work locally and has been juried into national and international art exhibitions. Her piece February is published in “The Best of Colored Pencil 4” and January Dusk is published in “Colored Pencil Signature.” Known for her colored

A native of Brooklyn, N.Y., Weinstock pursued art by earning a Bachelor of Fine Arts degree from Boston University. But upon graduation, she was unable to find work as an art teacher and embarked on a three-decades career in corporate America – in sales, marketing, design, product development and IT. Eventually, she learned programming for creating websites and started her own business. All the while she was creating art on the side.

Arlene Weinstock will teach Colored Pencil Techniques in the Winter and Spring semesters.

pencil landscapes, she is also an accomplished pet portraitist and photographer.

What do you like about teaching Colored Pencil Techniques at SMC Community Education?

I am energized by the students. Adults who come to art class are enthusiastic and want to learn. Each person comes with a unique level of experience and innate skill. I get to see colored pencil beginners get more comfortable with the medium and begin to create work using their newly developed skills. This allows me to work individually to help each student discover his or her direction.

Continuing students are welcome to return to the class and work on projects of their own choosing. I provide individual guidance for these students as they work to create finished art.

Continued on page 6

Continued from page 5

What kinds of students do you get at SMC Community Education?

My students have ranged in age from 18 to 93. I've learned that these adult students are interested in learning how to make artwork, not just have a good time playing with art materials. By teaching techniques for using the colored pencils, my focus is on developing skills with the medium, not on creating finished artwork – the students do that on their own at home. This leaves lots of room for experimenting and making mistakes (the only way to learn anything is to make mistakes). As adults we get in the habit of trying to get things right, but watching a student push through the need to get things right and just try (make a mess, do it wrong) is great fun for me.

Who are some of your favorite artists?

Really this is too hard to answer. But here are a few that are my favorite:

Leonardo Da Vinci - for breaking all the rules and showing how to paint what he really saw.

Joseph M. W. Turner - As a landscape painter, he brought luminosity and romantic imagery to his subjects.

Edouard Manet - led the French transition from realism to impressionism.

Claude Monet - was more concerned with form and light than realism.

Vincent Van Gogh - His influence on Expressionism, Fauvism and early abstraction was remarkable. and other Post-Impressionists.

Continued on page 7



Night Harbour



May



Hidden Possibilities

Continued from page 6

Edward Hopper - for the quiet emotionality and composition, color and craftsmanship.

Rothko - for his color, of course. His works introduced contemplative introspection.

What is your idea of a perfect day?

A day without a disaster.

What is one of the best compliments you have ever received?

A friend once said of me that I drive like I'm trying to get to where I'm going.

What was the last picture you took with your cell phone?

The intense color of a tree with yellow leaves against a blue sky

What's the craziest thing you've ever done?

I did the AIDS Ride two years in a row. It changed my life.

What books are on your nightstand?

Here are some recent reads I really enjoyed:
 "Sapiens: A Brief History of Mankind" by Harari
 "The Judgement of Paris" by Ross King
 "The Marriage of Opposites" by Alice Hoffman

Is there anything you would like to add?

My classes are serious investigations into how to make art. An introduction into color theory is part of the class. Students also experience how to look at artwork and make judgments about what works and what doesn't. We have fun and we do serious work. It is best to have some drawing experience before taking the class.



January



Soundscape



October

Cypress Art League & CPSA Chapter 214

Present
PENCIL PAINTINGS
March 4th through April 12, 2019

Cypress Art League and the Colored Pencil Society of America, Chapter 214 present Pencil Paintings.

A selection of fine art in the extraordinary media of colored pencils sponsored by the LA Chapter #214 of Colored Pencil Society of America.

Location:

Cypress Community Gallery, 5700 Orange Avenue, Cypress, CA 90630

Entry Fee:

for members of LA CPSA Chapter 214 and the Cypress Art League is \$9.00 per painting all others the fee is \$14.00 per painting.

Commission:

15% of any sold art piece goes to the Cypress Art League

Requirements:

All Artwork brought in must be primarily 75% Colored Pencil

Delivery Date of Work:

Saturday, March 2, 2019
8:30 - 11:00am
Cypress Community Center

Cash Awards:

Best of Show \$150.00

Professional Cash Awards

First Place - \$100.00

Second Place - \$75.00

Third Place - \$50.00

Non-Professional Cash Awards

First Place - \$75.00

Second Place - \$50.00

Third Place - \$35.00

GUIDELINES

Artwork must be original, non-copyrighted, framed, ready to hang with wires to correspond with weight of painting.

All accepted work will be at the discretion of the Gallery Committees of Cypress Art League and Colored Pencil Society. Committees reserve the right to refuse any artwork considered unsuitable.

Space is limited. We need to prepare programs and invitations please return form no later than

**February 23rd to:
CPSA Chapter 214
5228 E. Hanbury St.**

Long Beach, CA 90808.

Artist's Reception & Award Ceremony

Saturday, March 9, 2019

2:00 pm - 4:00 pm

In the Gallery / Dance Room

Pick Up Date

Tuesday, April 16, 9:00am - 5:00pm

Judge: Robert Mackie

A master of many mediums, Bob is internationally known as a metal sculptor, muralist and designer of renaissance tiles. His work has appeared in Architectural Digest and other national publications.

Release from Liability

I hereby release the Cypress Art League, its members, the City of Cypress, its employees and anyone associated with gallery exhibition from liability for damages or loss of submitted works. The artist also agrees to and understand all rules of the exhibit.

CPSA LA Chapter 214 Presents

A Workshop with Professor Betsy Holster

Saturday, March 16, 9:00 am to 4:00 pm
City of Cypress Community Center
5700 Orange Avenue, Cypress CA

Betsy has so much to offer with a sense of humor, original thinking and a depth of knowledge about all aspects of art. This workshop will lead you through some fun exercises that will help unravel some of the mysteries of composition. Seating is limited so please register as soon as possible.

You may send your registration form to:

Ruth Arthur
5228 E Hanbury Street
Long Beach CA 90808

Betsy Holster Workshop

Name: _____ Email: _____

Address: _____

Phone Number: _____ Check Number: _____

Make check payable to CPSA 214

Member (CPSA & Cypress Art Leagur) Rate: \$65: _____

Non Member Rate: \$75 _____

MEMBER ANNOUNCEMENTS / PRODUCT NEWS

Congratulations to Explore This 15 Selected Entries from Chapter 214

**Deb Gargula -
Song on Mount Laguna**

**Nancy Brinkley -
The Guardians**



The MULTIPOINT PROFESSIONAL Price \$21.99

This incredible pencil sharpener is perfect for any artist studio, home, office and schools. It will accept standard to thick lead pencils from 8mm to 12mm in diameter and either round, triangular or hexagonal pencil shapes.

The exclusive MultiPoint Select Track system allows you to pick the shape of the point from flat to razor sharp. The automatic pencil feeding clutch allows one hand operation without the use of a clamp by bringing the pencil towards the sharpening blades while sharpening.



MEMBER ANNOUNCEMENTS / BOOK NEWS

BOOKS



Draw Reflections with Colored Pencils by Ann Kullberg

We've brought together some of the finest colored pencil artists in this one volume to help you learn how to break down the process of rendering reflections

into small, achievable steps. With large step by step images and excellent instruction, each artist's unique approach is made crystal clear.

DRAW Landscapes in Colored Pencil by Ann Kullberg

26 skillful colored pencil artists in this book will show you how it's done. Each with their own unique way of seeing, simplifying and systemizing. An astounding collection of instruction for every aspect of drawing landscapes in colored pencil, you'll learn how to handle




water, clouds, fields and sea, mountains and trees and more, more more.

MEMBER ANNOUNCEMENTS / BOOK NEWS

Kits 2Share • Books 2Share

BOOKS

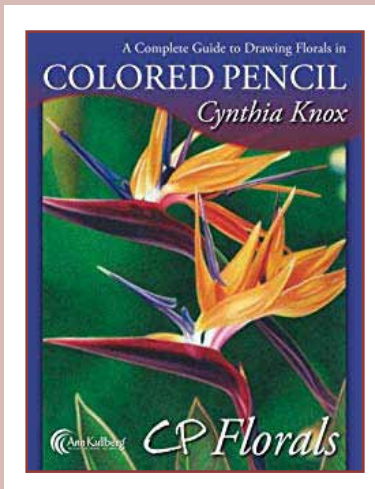


Contemporary Still Life in CP

by Cynthia Knox

One the colored pencil world's most popular and sought-after instructors, Cynthia Knox always delivers clear, detailed instruction that perfectly corresponds with large, stunning

step-by-step images. With this book, you'll be able to master a wide variety of textures and color combinations, while creating beautiful artwork that you'll be pleased to hang with pride.



Colored Pencil Explorations

by Cynthia Knox

Cynthia Knox shows you in perfect detail how to draw beautiful, lyrical, stunning florals in every shade. Red flowers, pink flowers, lavender, blue, white and more...she deftly

walks you through the entire process. Love learning? You can't go wrong with Cynthia! What's Inside? Crystal clear guided instruction. Large, easy to follow step-by-step images. 11 step by step demos featuring warm and cool flowers. 4 GORGEOUS still life floral demos. Detailed section on materials - paper, pencils, tools and more.

Classic Still Life in Colored Pencil

by Cynthia Knox

Cynthia Knox's clear step by step colored pencil instruction. A master artist and instructor, Cynthia shares every nuance of her methods and techniques in simple language and easy-to-follow steps. You'll explore both shiny and matte textures, brightly




lit and deeply shadowed subjects, and detailed and blurred backgrounds.

The Art of Colored Pencils

by Cynthia Knox

In The Art of Colored Pencil Drawing, artists Cynthia Knox, Eileen Sorg, and Debra Kauffman Yaun share their expertise and artistic insights for working with colored pencil to achieve life-like results through inspiring subject matter and step-by-step demonstrations of still lifes, pets, wildlife, birds, garden and tropical flowers, landscapes, foliage, and



more. Learn valuable tips and tricks for drawing from photographs, setting up balanced compositions, and working with light sources, as well as capturing the beauty of the natural world and mood.

MEMBER ANNOUNCEMENTS / PRODUCT NEWS

Chapter 214 Badge • Membership Dues • Membership Registration

BADGE

With this cool badge everyone will know you!

If you're like me I forget faces and names, especially if I don't have contact or see you but once every two months. The cost is \$7.50, badges are magnetic. Pay by check or cash.



To place your order contact the ever so happy Linda Rahl at lrahl@roadrunner or call 562- 431- 5487.

DUES

Membership Dues

Membership as of February 1, 2019 is 38 paid members. We hope everyone will renew their membership and perhaps encourage their CP friends to join as well.

Chapter membership dues are \$20.00 per year and are payable on November 1st of each year. For your convenience, a membership form is included in this newsletter. You can fill it out and bring it to the December chapter meeting with your check or mail to Linda Rahl.

CPSA Chapter 214 Membership Registration

November 1, 2018 to October 31, 2019

Name: _____

Address: _____

City: _____ State: _____ Zip Code: _____

Phone: _____ E-Mail: _____

[] Yes! I have paid my national CPSA membership dues

Check # _____ Amount \$20.00

Please make your check payable to: CPSA #214 and mail it, along with this form, to:

Linda Rahl - 1045 Driftwood Ave. - Seal Beach - CA - 90740