

**District Chapter 214 | Los Angeles CA**



- PRESIDENT**  
Jane Shibata
- VICE PRESIDENT**  
Ruth Arthur
- MEMBERSHIP**  
Karen Taka
- TREASURER**  
Lupe Backe
- SECRETARY**  
Betty Sandner
- HISTORIAN**  
Tess Lee Miller
- HOSPITALITY**  
Helen Glover
- NEWSLETTER**  
Sue Donze
- WEBMASTER**  
Andrew Purdy
- CHAPTER 214 WEBSITE**  
<http://cpsa-214dc.org>

## A Message From The President

*Hello Fellow Artists,*

*I want to say I missed all of you at the February meeting. Now I'll really miss all of you even more because we will have to cancel our April meeting in light of the current situation. Ruth Arthur, our vice president, notified the board that the church we use for our meetings has cancelled all gatherings at their church.*



*Also Cypress Community Center has closed their facilities indefinitely. So the reception and the workshop have been cancelled. We will bring Barbara Dahlstedt back next year. Those who have work in the show will be notified as to when to pick up the work when the show ends in April. Please talk to Ruth if you have any questions regarding the Chapter exhibit. Congratulations to all who submitted work and to the winners in the exhibit. In addition, please contact Susan Donze regarding our Chapter project for this summer's CPSA convention in Florida.*

*We will let you know when we will be able to meet. We are not sure about June yet. So keep painting while we are all confined in our own abode and please keep safe. We need to be looking forward and to be mindful even though it seems so dismal or disappointing right now. I'm stressed out, but I have to be positive so that I can move forward and upward, especially with my college students. The college had all classes go remote. It's weird not to be able to demonstrate live for art classes.*

*So if you have any questions and any future meeting presentations, please contact me or anyone one on the board. Thank you to our board members and an extra thank you to Ruth for doing all the legwork for the Chapter exhibit and workshop and Susan Donze for taking over the newsletter for our Chapter. Another big thank you to Phil Zubiato for editing the elaborate and enjoyable chapter newsletters for a few years.*

*Best Regards,*

*Jane Shibata*

**PLEASE NOTE:  
GENERAL MEETINGS ARE  
POSTPONED  
UNTIL FURTHER NOTICE**

**BREAKING NEWS FROM  
THE CPSA GOVERNING BOARD  
Convention is still pending!**  
*Any changes will be announced by May 1st*  
**CPSA ANNUAL EXHIBITION 2020  
IS GOING ONLINE!**  
**Entry Deadline extended to MAY 31**  
*Go to [cpsa.org](http://cpsa.org) to download the updated prospectus*

### MISSION STATEMENT

*We, the members of DC #214, gather together to educate the public and individual artists about the value of colored pencil as a fine art, to encourage artists at every level in their endeavors and to entertain our members as well as the public as we accomplish the first two goals.*

## 2020 Cypress Pencil Paintings Exhibition

We would like to express our sincere congratulations to these winners of the 2020 Cypress Pencil Paintings Exhibition:

### BEST OF SHOW

*Rich Boyd "Friendpecked"*

### PROFESSIONAL CATEGORY

*1st Buena Johnson "Do Unto Others"*

*2nd Gayle Uyehara "The Deadheads"*

*3rd Barbara Rogers "Reflections of San Francisco"*

### NON-PROFESSIONAL CATEGORY

*1st Pat Edep "Rockwell + Me x 3"*

*2nd Steve Coler "Studio Disco"*

*3rd Nancy Brinkley "The Artist"*

### HONORABLE MENTIONS

*Ruth Arthur "Year of the Dragon"*

*Lisa Barash Kendall "Bedside Table"*

*Gary Dyak "Golden Dragon"*

*Sheri Engel "Serenity"*

*Helen Glover "My Shadow, Bramston"*

*Les Molineux "Travel 1"*

*Barbara Rogers "Garrapata Springs"*

*Dabai Zhu "Still Life"*

## 2020 CALENDAR

**General Meetings:**

**POSTPONED**

**Until Further Notice**

•••

**CPSA 28th International  
Convention**

**July 29th—Aug. 1<sup>st</sup>**

Safety Harbor, Florida

Find Convention Info @

[https://www.cpsa.org/  
convention/convention-info/](https://www.cpsa.org/convention/convention-info/)

•••

**General Meetings:**

**Saturday, Oct. ??, 10am**

@St. Cyprian Catholic Church

Cypress, CA

—

**Saturday, Dec. ??, 10am**

@St. Cyprian Catholic Church

Cypress, CA

*(Holiday Party, no raffle)*



**General Meeting**

**Raffles for**

**Art Goodies!**

**Tickets**

**\$1 each or \$5 for 6**

*Pencil Paintings Continued page 3*





**BEST OF SHOW**  
**"Friendpecked"**  
**By Rich Boyd**



**PROFESSIONAL**  
**1ST PRIZE**  
**"Do Unto Others"**  
**By Buena Johnson**

*Pencil Paintings Continued page 4*

*Pencil Paintings Continued page from page 3*



**PROFESSIONAL**


**2ND PRIZE**

**"The Deadheads"**

**By Gayle Uyehara**

***43 amazing artworks were accepted for the show. Sadly, due to the Corona Virus situation the Cypress Community Center cancelled all activities, including exhibit access and our Artists Reception.***

*Fortunately, pictures were taken at the initial art take in and at the time of installation. Please enjoy the art we are able to share here.*





*Pencil Paintings Continued page from page 4*






*Pencil Paintings Continued from page 5*



*Pencil Paintings Continued page from page 6*



*Pencil Paintings photos courtesy of Gayle Uyehara*

***Many thanks to the members, friends and husbands who work so hard to make this show happen each year, and to this year's esteemed judge, Jean Stern***



## Chapter Mini Workshop:

### Arlene Weinstock—Turning CP Upside Down with Texture

Our February meeting featured member Arlene Weinstock's presentation on the various ways texture can be employed to enhance or take center stage in CP works.

First, Arlene covered some terms: **optical mixing**, where colors are placed side by side, or overlay each other to be mixed by the eye. Seeing Georges Seurat's pointillist works at a distance, the eyes and mind work together to blend dots of color into a smooth picture. In optical mixing, the artist uses color theory and how the eye perceives color to blend color, either through the use of thin translucent layers of color (glazing) to achieve a final perceived color, or to mix by placing colors side by side, such as red dots surrounded by yellow dots to achieve orange when viewed at a distance. This is the opposite of **physical mixing** - where paint colors are blended on a palette or surface to achieve a color.



2.

3.

1. Arlene's examples of optical mixing:

1. Seurat's "Rue Saint Vincent", 2. Degas' "Dancers", 3. Pissarro's "Self Portrait", 4. Monet's "Haystacks" and 5. Van Gogh's "Ladies of Arles". These colors vibrate with energy and movement rather than those via flat applications of mixed colors.



4.



5.



## Chapter Mini Workshop Continued:

Arlene's next concept: **frottage**, literally from French **frotter** "to rub".

*Frottage is a method of creative production developed by Max Ernst, German painter, sculptor, graphic artist, artist, poet and primary pioneer of the Dada movement and Surrealism. In 1925 he invented a graphic art technique using pencil rubbings of objects as a source of images. Ernst was inspired by an ancient wooden floor, the grain accentuated by years of scrubbing. The graining suggested strange images to him, which he captured by laying sheets of paper on the floor and rubbing over them with a soft pencil.*

*In a drawing, frottage can be used as is or used as the basis for further refinement. Frottage differs from brass, stone and other rubbing type works intended to reproduce images, instead being characterized by chance or indeterminate elements.*



**Ernst's  
"Petrified  
Forest"**



*Arlene supplied a wealth of textured surfaces, drawing materials and papers for experimentation. The goal? Thinking differently about texture and optical mixing for our colored pencil repertoire.*

*Thanks Arlene for a very interesting and successful workshop!*



**Arlene demonstrates  
the technique**



**Arlene's frottage work, "January Dusk"**

*Workshop photos courtesy of Gayle Uyehara*

## February Meeting Members' Show and Tell



Andrew Purdy's rendition of a mural he observed at the Vatican, and Seahorse on wood panel with resin



Tess Lee Miller's portrait "Mabry, the Picture of Grace"



A glowing "Seal of Approval" by Rich Boyd

Show and Tell Continued page 11


Photos courtesy of Gayle Uyehara



## *February Meeting Members' Show and Tell, Continued*



*A vibrant piece by Gary Dyak  
in his signature style*



*"Serenity" by new member Sheri Engel*



*Deb Gargula's moody landscape on copper*

*Photos courtesy of Gayle Uyehara*

## Member News

### *Helen Glover's "Drumsticks" was selected in the Derwent Art Prize 2020 International Exhibition.*

*"Drumsticks" will be showcased along with 70 other finalists at the Gallery@OXO in central London and then in a gallery at 20 rue St. Claude in Paris, France. Over 5000 artists from 67 countries entered the competition.*

*In addition, "Drumsticks" is featured in **Strokes of Genius 11** and placed "Best of Show" in the **2019 Pencil Paintings Exhibition presented by Cypress Art League and CPSA Chapter 214**. This beautiful piece will continue to go far!*



Detail, "Drumsticks" By Helen Glover

## What's an Exploding Box?

*No need to send in the SWAT team or explosives demolition robot. It's part of a crafty plan to consolidate the maximum quantity of art in the smallest, most transportable, unique chapter display for the 2020 CPSA International Convention in Florida.*

*It consists of several layers of cardboard stock nestled together, held in box form by a lid of the same material. Remove the lid and the layers unfold, revealing multiple surfaces ready for embellishment. Mini artworks will be added to all of the upper faces. Should be a very colorful display against the black!*

*Want to participate? Create your 3x3" masterpiece (total, including border, if any) on any flat paper/surface, any style/subject, 100% colored pencil. Kindly complete asap and bring to the next meeting. **Please email me, Sue Donze at [hilgaarde@aol.com](mailto:hilgaarde@aol.com)** if you have not already signed up for this project. Wish to snail mail me your mini artwork? **My address is 1548 E Santa Ana Canyon Rd, Orange, CA 92865**. I am looking forward to seeing all the mighty, tiny, creations we produce!*



Box photos courtesy of Gayle Uyehara



**BADGE  
DUES**

**Stand up and be proud** with your cool CPSA 214 magnetic badge! Only \$11.00. Pay by check or cash. Contact Karen Taka at [karetaka@aol.com](mailto:karetaka@aol.com) or call 310-989-3181



**Membership Dues**

As of this month we have 51 paid members. We think everyone should join the fun, don't you? Please encourage your CP friends to join as well.

Chapter membership dues are \$20.00 per year and are payable on November 1st. Please fill out the attached form and bring to the next meeting with your payment or mail to Karen Taka, Membership Chair, address below.



**CPSA Chapter 214  
Membership Registration**

November 1, 2019 to October 31, 2020



NEW MEMBER     RENEWAL

Name: \_\_\_\_\_

Address: \_\_\_\_\_

City: \_\_\_\_\_ State: \_\_\_\_\_ Zip Code: \_\_\_\_\_

Phone: \_\_\_\_\_ E-Mail: \_\_\_\_\_

YES! I have paid my national CPSA membership dues

Check # \_\_\_\_\_ Amount \$20.00

**Please make your check payable to: CPSA #214 and mail it with this form to:**

**Karen Taka - 4147 Minerva Ave., Los Angeles, CA 90066**

