

District Chapter 214 | Los Angeles CA

CPSA remains firmly dedicated to the fundamental principles of inclusion and diversity, and to racial justice as an inalienable human right.

- PRESIDENT**
Jane Shibata
- VICE PRESIDENT**
Ruth Arthur
- MEMBERSHIP**
Karen Taka
- TREASURER**
Lupe Backe
- SECRETARY**
Betty Sandner
- HISTORIAN**
Tess Lee Miller
- HOSPITALITY**
Helen Glover
- NEWSLETTER**
Sue Donze
- WEBMASTERS**
Andrew Purdy
Lupe Backe
- CHAPTER 214 WEBSITE**
<http://cpsa-214dc.org>

A Message From The President

Hello Fellow Artists,

I know only a tiny percentage of members actually read the president's letter, so this will be brief again. It was good to see all those who joined our October meeting via Zoom. It went very smoothly, thanks to Lupe Backe, and we will continue to meet in this manner for sometime. Thank you to the board members and their assistants who are moving our chapter along by planning our next year. Please read this newsletter for any announcements and great articles coordinated by our newsletter editor Sue Donze. And thanks to Sue for kickstarting the survey.



As we close out this year, which seems to go on and on, keep painting and drawing! And watch and listen to the funny and serious Oscar the Grouch PSA on mask wearing. A safe and peaceful fall and winter seasons to all,

*Jane Shibata
President
CPSA DC 214*

IN THIS ISSUE

<i>CPSA DC214 is Zooming!</i>	<i>2</i>
<i>What is the San Diego Drawing Guild?</i>	<i>3</i>
<i>“Cream of the Crop” Online Exhibition Announcement</i>	<i>4</i>
<i>Meet Your Fellow Artist: Buena Johnson</i>	<i>5</i>
<i>Pan Pastel and Colored Pencil Portrait Step by Step by Lupe Backe</i>	<i>8</i>
<i>Members’ “Safe at Home” Creations</i>	<i>11</i>
<i>Amy Lindenberger’s Winsome Portrait Workshop by Sue Donze</i>	<i>17</i>
<i>UCLA Botanical Garden Nature Journaling Workshop Review</i>	<i>18</i>
<i>Exploding Box Display Planned for the 2021 CPSA Convention</i>	<i>19</i>

MISSION STATEMENT

We, the members of CPSA DC 214, gather together to educate the public and individual artists about the value of colored pencil as a fine art, to encourage artists at every level in their endeavors and to entertain our members as well as the public as we accomplish the first two goals.



CPSA DC 214 IS ZOOMING!

Our first ever Zoom meeting on October 3rd was a success. It was so good to see friendly faces and catch up! We even had members who haven't been able to attend before, making this a very viable alternative for those who are unable to be with us in person.

General business was discussed, including future plans to upgrade our website, online exhibitions and regular presentations and/or draw-along sessions on alternate months. Artwork can be easily shared on the zoom platform, and opportunities to connect and participate in the future are many.

If you didn't join us, WE MISSED YOU!
Catch up with your fellow members by attending
our next Zoom meeting on December 5 at 10 am.

Our December meeting presenters will be the San Diego Drawing Guild

Watch for email notification. Questions or problems logging on?

Contact Lupe Backe at lupebacke@gmail.com

A link will be sent via email to all current members ahead of time. Lupe Backe (our Zoom moderator) will be accepting art files in advance to be shared (or you can hold your work up for show and tell). This is traditionally our winter holiday meeting, so please come and join the fun—don't let 2020 end without saying "Happy Holidays"!

WHAT IS THE SAN DIEGO DRAWING GUILD?

In a nutshell, a hardy group of souls who often made the trek from down south to attend DC 214's meetings in Long Beach pre-COVID-19. Motivated to keep drawing as much as possible between meetings, they began meeting each Wednesday at the Foothills Art League/Gallery in La Mesa, forming a tight group of CPSA DC 214 members and other like minded area artists. THEN COVID STRUCK. Without skipping a beat, the Wednesday drawing sessions moved online, and they started their unique weekly challenges: one member picks a subject/idea/theme, and the others create 5x7" pieces reflecting the challenge in the challenger's style if they wish, presenting the results in a meeting thereafter. You can imagine the diversity of the works that come out of the challenges!

Make sure you attend the December meeting, where you will see a presentation of SDDG works, prepared by Sharon Meng.

BUT THAT'S NOT ALL— WE HAVE OUR OWN CHALLENGE!

Your work can be in the presentation. Just address this theme in a 5x7" piece:

"In this time of Covid, imagine the Corona Virus and how it is affecting the world. Let your drawing include a depiction of the virus as part of the universe."

Submit to Sharon Meng at sgmeng@gmail.com by 11/30/2020

Aida Masliah's picture below is quite representative. Hope it sparks some ideas!



CPSA DC214 Los Angeles IS EXCITED TO ANNOUNCE THE UPCOMING

“Cream of the Crop of Pencil Paintings”

*CPSA DC214 is holding its first virtual exhibition
to highlight and celebrate 21 years of winning*

Art and Artists from our

Gallery “Pencil Paintings” Exhibits

Opening date to be announced soon!



This is a panel from the very first “Pencil Paintings” in 1999

Pencil Paintings

Artist's Reception
Saturday, March 14, 2020
2:00 p.m. to 4:00 p.m.

Show Dates and Times
March 9 - April 13, 2020
Monday - Friday, 9:00 a.m.-5:00 p.m.

Cypress Community Gallery
5700 Orange Avenue, Cypress
For more information (562) 425-1609

Presented by CPSA Chapter 214



Colorful Pencil Society of America
District Chapter 214 | Los Angeles, CA



Drumsticks, Best of Show 2019 Pencil Painting by Helen Glover

We are proud to present this outstanding exhibition of colored pencil paintings that represent the diversity of techniques that can be obtained by using colored pencils as a fine art medium. We are very appreciative of all the contributing artists.

2020 “Pencil Paintings” promo featuring “Drumsticks” by Helen Glover, Best of Show 2019

Meet Your Fellow Artist: Buena Johnson

It is an honor to be a member of the CPSA214 Chapter. In this un-precedented year, the disproportionate killing of my brothers and sisters and ongoing racial injustices directly affect me as an artist, a woman, and an artist of color; so it's important for me to use my art as a means to educate, inform, heal, and uplift. Also, my ART is a means of expression, consolation, escape, and a safety net. Art, gives me power without words; Power to motivate change in hopes of making this world a better place for ALL.

When did you discover you liked to draw?

I discovered I loved to draw at 4-5yrs old.

Did you have an art education?

First, I believe my art skill and talent is a gift from GOD. My 1st degree was a teacher's degree BSED because my parents couldn't visualize how I'd make a living; then, I continued my studies in art at Pratt Institute of Art in NY, earning a BFA degree.

Whose art was an inspiration to you and who was an ART mentor for you?

During my college years, there wasn't any black history studies nor positive black imagery presented to inspire me. The omission of contributions by black Americans throughout history and art inspired me to make art with positive black and brown images. I'm inspired by African American artist Charles White and current artists like Kehinde Wiley. I'm a fan of Realism and Portrait/Figurative art. Museums, travel, and studying other artists were my mentor; My Mother was my earliest mentor.

How did you arrive at using colored pencils? Favorite brands? Surface?

I didn't like cleaning up at the end of oil painting sessions so I decided to try colored pencils and there was no more mess to clean up and I could achieve quality color and realism. My favorite brands are Prismacolor Premiere, Faber Castell Polychromos and Caran D'Ache Aquarelle. Surfaces, I use Stonehenge and am still experimenting.



**Buena Johnson, CPSA
*Song of Angels – 22 x 30***

**Creative Art Materials Ltd./Caran d'Ache
Award**

for Exceptional Merit \$1000

Colored Pencil Society of America

What other art styles do you like? Can you tell us a bit of history as to how you got into those art mediums?

My first love was graphite pencils and drawing pens. I was passionate about black and white art. I liked various techniques like stippling, crosshatching, shading and creating artworks completely using values. After graduating with a BFA, I moved to Chicago and started my art career as a freelance illustrator using pen and ink and Prismacolor pencils. I was signed by two agents and worked at a photo lab full time. My agents would meet me at the photo lab to pick up the completed agency jobs. My clients included United Airlines, School Book publishers, YWCA, Children's Books, commercial ads for food and more. It became very lucrative for me. When I moved to CA, I decided I wanted to produce art with meaning and in my own timeline. I've always liked portraiture and been influenced by the jazz scene in NY. I started drawing Jazz, Blues, Gospel and Entertainment legends with Prismacolor pencils.



"Do Unto Others" by Buena Johnson



Dick Van Dyke and Buena

In Malibu, Dick Van Dyke fell in love with my original color pencil painting of Frank Sinatra and acquired it as a gift for Barbara Sinatra. Then, a friend of Dick Van Dyke's purchased my inspired original of Sammy Davis Jr for Dick. I also began receiving commissions to draw humanitarian VIP's. I drew a portrait of a VIP and the portrait was published in a book which traveled to the Smithsonian and continues to travel around the country.

In a Beverly Hills show I was awarded 1st place in Drawing and another award the following year. At the BH show, Queen Latifah purchased a colored pencil original and wanted 5 others. What an honor! Prior to the Beverly Hills show, I was commissioned to do a portrait of Halle Berry by her favorite charity and commissioned by the Tavis Smiley Foundation to do a portrait of Arianna Huffington of the Huffington Post; both portraits were drawn with colored pencils. I joined an artist's group called BAILA and the curator and head of the group arranged a meeting with the directors of the Getty Collection and MOCA LA and two of my artworks done in Colored Pencil were accepted.



Queen Latifa with Buena



Halle Berry and actor Cedric the Entertainer unveil Halle's Portrait

My latest artwork "Song of Angels" 100% Colored Pencils has now won 3 awards and is in a gallery show in Sacramento and will soon travel to a museum in Colorado. Also, four pieces of my work are in a group show in Pasadena which runs through Dec 13th (see the show flyer below).

Do you need music or some sort of sound to help you draw?

Yes definitely, I need music or some type of soothing sound. Silence is too loud.

What sort of references do you turn to for inspiration?

How do you know what photograph will spark your imagination? I like to photograph my own references. Anything that moves my spirit sparks my imagination.



Arianna Huffington receives her portrait by the artist

What have been your most meaningful accomplishments?

My most meaningful accomplishment is raising a beautiful and smart daughter. Also, being a licensed real estate agent since 2011, a major accomplishment is being able to successfully work as an artist for the last several years; to make art that has made people cry in galleries; chosen to showcase my artwork at my church which was broadcast world-wide; to have touched the lives of hundreds of students that I have taught to draw; to have my art raise funds for numerous scholarships and charities. The portraits I did of Gary Coleman and Todd Bridges from the TV show Diff'rent Strokes were auctioned and the highest bidder was Betty Bridges, the mother of Todd Bridges. Ms. Bridges invited me to her home to see where it now hangs.

How did you arrive at our chapter?

I believe I was looking online and called the chapter President who invited me to the meetings.

Please share your social media addresses, website, etc.

<https://www.instagram/buenvisionart>

www.facebook.com/buena.johnson

Lastly, do you have a question that you'd like to ask other artists to get them to open up and talk about their art?

What is the aim, theme, purpose, message in your body of artwork?

Thank you Buena. We wish you continued success!



Pan Pastel & Colored Pencil Portrait by Lupe Backe



I decided to practice my freehand drawing skills with this portrait. Done, but I felt that the drawing was not quite right and I couldn't figure out what was wrong.




To help find my errors I used Photoshop to superimpose my drawing over the reference photo. The left side was pretty accurate, but the right side was way off.




I moved the nose left a bit, shortened it, brought up the lip and chin line and redrew the whole right side. Much better, ready to transfer!



The paper is LaCarte pastel card which worked great with the pan pastels and colored pencils. Here I started laying in pan pastels, highlighted and shadow areas.



Applying more light pan pastel, trying to follow the contours of the highlights



I decided to start laying down the colored pencil in one area before continuing with more pan pastel. I was happy to see it seemed to be working!



Back and forth between applications of pan pastel and colored pencils, working section by section.



On to a pan pastel base for the hair.



Pretty much done. I think I love Pan Pastels.

—You did them proud, Lupe!

Please send your art to share and Step by Step Tutorial submissions to:

Sue Donze, Editor, email: hilgaarde@aol.com

MEMBERS' "SAFE AT HOME" CREATIONS

We are seeing amazing artwork coming out of this crazy time, not all CP by any means, but beyond creative by any definition. Enjoy!



Lisa Barash



Lisa Barash



Lisa Barash



Tess Lee Miller—**Grandma's Smile**

MEMBERS' "SAFE AT HOME" CREATIONS, CONTINUED



Tess Lee Miller's Paperclay Horned Owl, awaiting his paint coat. Can you see the tiny mouse in hiding?



Sue Donze—Perseverance




Sue Donze—Miles to Walk, Dreams to Hold

MEMBERS' "SAFE AT HOME" CREATIONS, CONTINUED

RICH BOYD's plans to create a portrait of his daughter-in-law have been stymied by the lockdown, but he offered "Hair Apparent" to share, a self portrait with his post-Vietnam haircut while an Art Center student in the 70's. Thank you for your service, Rich.

— Carbon pencil on watercolor paper




SHARON MENG'S creative alternative to colored pencils is fiber arts, specifically weaving in the below examples. The rich colors and textures in these bags are a treat, and "much faster than colored pencil."



Please send art to share to: Sue Donze, Editor, email: hilgaarde@aol.com

MEMBERS' "SAFE AT HOME" CREATIONS, CONTINUED

MORE FROM SHARON MENG'S LOOM— Scarf in progress and detail



HELEN GLOVER'S COMMISSION WORK IS BOOMING!



*This is cuddly Oliver, a Maltese Mountain Dog/Poodle.
Strathmore 500, Luminance pencils, 8x6"*



*Simon is a cute Papillon, created on Strathmore 500, Luminance
pencils, 7x7"*

MEMBERS' "SAFE AT HOME" CREATIONS, CONTINUED

KAREN TAKA'S SKETCHBOOK NOTES:

"Most of the days I go to the studio and start my day with coffee and background music, ready to start drawing in my sketchbook. I love to draw during the morning hours. To me, it's the perfect time to be in my studio with the natural light coming in. It's my favorite time of the day!

I mostly use Prisma color pencils and my favorite sketchbook is Stillman & Birn, Alpha series; however, currently I'm drawing on a sketchbook that I handmade last year. The paper in this sketchbook is called Lettra by Crane. In addition to color pencils, I am also painting in watercolor and trying out pastels.

I'm finding during this time of turmoil that I find peace doing my art. I hope all is well with everyone and that we find this time to create something that gives us joy."



MEMBERS' "SAFE AT HOME" CREATIONS, CONTINUED

MORE FROM KAREN'S SKETCHBOOK—



AMY LINDENBERGER'S WINSOME PORTRAIT ON BLACK PAPER

LIVE ONLINE CLASS


By Sue Donze

*This Zoom class is my second of Ann Kullberg's **Pajama Class Online Workshops** available at AnnKullberg.com. See the Summer 2020 newsletter for my review of Amy's **Color Workbook Series Workshops**.*

The secret to this young girl's portrait is the foundational method of reverse grisaille, with white pencil base on a black surface, over which many layers of rich colors are built. This begins with the lightest highlights of opaque pencil (whites of the eyes, highlight in the iris, bodice, etc.), diminishing to the darkest shadow over several steps. Then the building of colors begins, and it is a very interesting process to follow along with Amy—easy to see what she is doing the whole time. Easy to shoot her an email, text or hold your piece up for review.

This is a three day (approximately 4 hours each) live workshop, with material lists, templates and step by step photos for proceeding through the portrait. Amy is an excellent instructor with 25+ years of art instruction experience, creating lots of student confidence in the process. With Amy there are no stupid questions, and motivated beginners to advanced students are welcome.

The photo of my piece is not the best and could use more modeling, but the fantastic thing is that the sessions are all recorded and I can redo the project to my heart's content. I consider the reverse grisaille method a valuable tool for future works and heartily recommend Amy Lindemberger's workshops to anyone. PS—the price is so affordable compared to others I've attended—worth checking them out!



Step 1



Step 4



Step 5



Step 7



Step 8



..many steps later/SRD

Nature Journaling Workshop Review - By Sue Donze

Many venues are making great efforts to offer virtual workshops, tours and unique activities for artists. One recent Zoom event presented by the UCLA Mildred E. Mathias Botanical Garden featured a Nature Journaling Workshop with Artist Deborah Shaw of dbShaw Studios, www.dbshawstudios.com. Deborah is an active member of the American Society of Botanical Artists, the Botanical Artists Guild of Southern California, and the Guild of Natural Science Illustrators.

The free workshop included a 10 page guide with tips on leaf shapes, drawing leaves in perspective (for right AND lefthanders!), perspective and simplifying flowers to their component shapes and more. A very enjoyable intro to nature journaling!

Check out the original event description below.



Nature Journaling Workshop with Artist Deb Shaw

Saturday October 10th 10:00am PST • Zoom

Focused observation—drawing, sketching, and writing—changes how we look at the world around us. Nature journaling forces us to see, instead of look. Suitable for all levels and ages (including beginners) this workshop will explore various journaling techniques to enhance drawing skills, explore ideas and document our place and time. The only required supplies are pencil (a regular #2 or softer) and paper, although any other art supplies are certainly welcome. A downloadable reference sheet will be available for attendees. This event is free, but space is limited--RSVP to reserve a spot! Only one ticket is needed per household that will be tuning in on the same screen.

For more information about future UCLA Mildred E. Mathias Botanical Garden Events, go to: <https://www.botgard.ucla.edu/garden-events-news/>

Exploding Box Display Planned for the 2021 CPSA Convention

Early bird submissions are coming in and we have some new gorgeous little pieces.



Rhonda Anderson - Chrysanthemum



Marianna Tuchscherer - Another Sunset


What's an Exploding Box?

It's part of a crafty plan to consolidate the maximum quantity of art in the smallest, most transportable, unusual chapter display for the 2021 CPSA International Convention.

Remove the lid to reveal multiple surfaces ready for embellishment. Mini artworks will be added to all of the upper faces. Want to participate? Create your 3x3" masterpiece (total, including border, if any) on any flat paper/surface, any style/subject, 100% colored pencil.

Kindly complete and email to me, Sue Donze at hilgaarde@aol.com. Wish to snail mail me your mini artwork? My address is 1548 E Santa Ana Canyon Rd, Orange, CA 92865. This will be a unique display to showcase our unique chapter!

Box photos courtesy of Gayle Uyehara



CPSA DC 214 MEMBER SURVEY

If you took the time to fill out the recent survey, THANK YOU! We received valuable feedback for future activities and members have stepped forward to offer help. As a result, we are upgrading the website, an online exhibition is in the works and our Zoom meetings will be further enlivened with presentations and demonstrations as we work out the logistics. More info to follow!

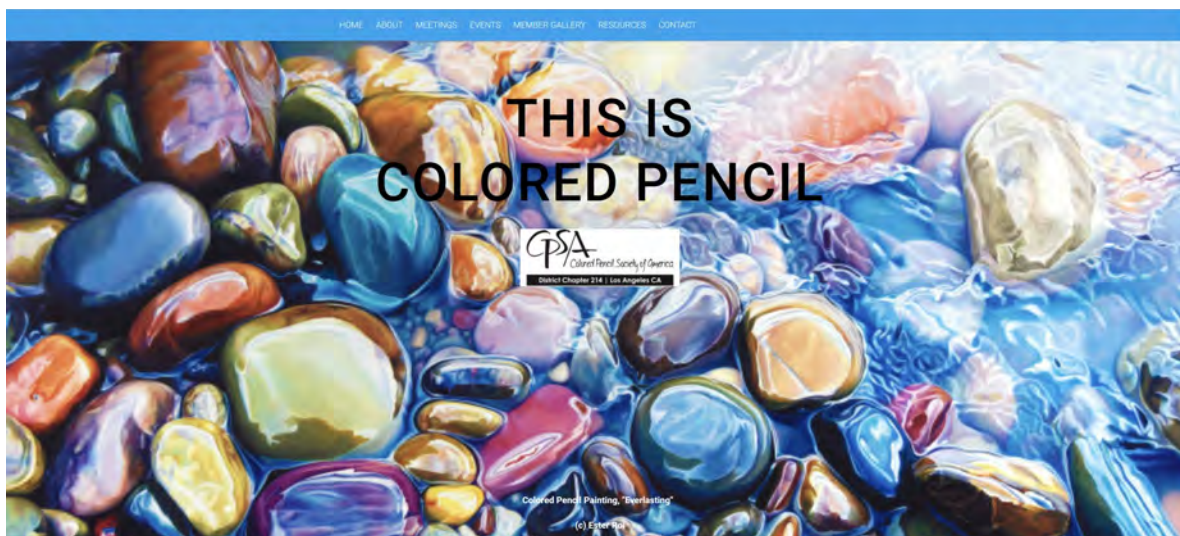
*CPSA DC 214 DATE BOOKS
ARE STILL AVAILABLE!*

*Think holiday gifts for friends and family.
Keep track of birthdays, special occasions
and share beautiful colored pencil art!*

*Contact Ruth Arthur at
ruthbillarthur@gmail.com*



CPSA DC 214 WEBSITE IS GETTING A NEW FACELIFT—SHOWCASE YOUR ARTWORK



Our website is being upgraded with new links, new art and with an eye to online exhibitions. That means **we need DC 214 members' art!** Take advantage of this chance to display your color pencil artwork on our chapter website, on your own dedicated gallery page.

*Submit files of your favorite artwork images of a minimum of 100KB
to Webmaster lupebacke@gmail.com*

MONTHLY TEXTURE CHALLENGE!

(Thanks to Rita Morgan of the Memphis chapter for the idea.)

*Draw your version of the texture on any surface,
3 x3" or 3 x 5" in any style, your interpretation.*

Submit them to Sue Donze for the newsletter: hilgaarde@aol.com

January: vegetables

February: rocks/stones

March: fur

April: flora

May: skin (part of face, hand, etc.)

June: water

CPSA 29th Annual International Exhibition

Entries open

December 15, 2020

To

March 31, 2021

*Download the prospectus at
www.cpsa.org*



Get ready to enter!

CPSA 2021 Convention Cincinnati Ohio

July 28–31, 2021

Pre-convention meetings July 27–28, 2021

WORKSHOPS

Denise Howard, CPSA, CPX—*Five Steps to Believable Textures*

Cynthia Knox, CPSA—*Painting with Colored Pencils—*

A Still Life Portrait



**The Summit Hotel
5345 Medpace Way
Cincinnati, Ohio 45227**

*The 29th Annual
International Exhibition will be inside the Hotel*

**Convention Info available January 2021
at www.cpsa.org**

DUE TO THE EXISTING COVID SITUATION, 2020 - 2021 CHAPTER DUES = \$10

DUES • BADGE

Membership Dues

As of this month we have 43 paid members. We think everyone should join the fun, don't you? Please encourage your CP friends to join as well.

Chapter membership dues are \$20.00 per year (**\$10 for 2020 - 2021**) and are due on November 1st. Please fill out the attached form and mail with your payment **by November 1st** to Karen Taka, Membership Chair, address below.

Stand up and be proud with your cool CPSA 214 magnetic badge! Only \$11.00. Please make your check payable to CPSA DC 214 and mail to Karen Taka, Membership Chair, address below.

Questions? Contact Karen Taka at Karetaka@aol.com



**CPSA Chapter 214
Membership Registration**

November 1, 2020 to October 31, 2021



NEW MEMBER RENEWAL

Name: _____

Address: _____

City: _____ State: _____ Zip Code: _____

Phone: _____ E-Mail: _____

YES! I have paid my national CPSA membership dues

Check # _____ Amount **\$10.00 (for 2020 - 2021 only)**

Please make your check payable to: CPSA DC 214 and mail it with this form to:

Karen Taka - 4147 Minerva Ave., Los Angeles, CA 90066

