

**District Chapter 214 | Los Angeles CA**

CPSA remains firmly dedicated to the fundamental principles of inclusion and diversity, and to racial justice as an inalienable human right.

**A Message From The President**

Hello Everyone,

I'm glad the last meeting went smoothly aside from my own technical glitch. Thank you to Sharon Meng and the San Diego Drawing Guild for their presentation. It was inspiring and fun to see the work being produced.



One of our members, Arlene Weinstock, will be our February meeting presenter. Arlene always gives great presentations, so don't miss this next meeting. She is demonstrating a rubbing technique that will sure to be enlightening. I'm looking forward to it!

Congratulations to two of our members, Rhonda Anderson and Deb Gargula, for being selected into the Explore This! 17 exhibit. You can access the exhibit on the CPSA website. Don't forget to enter the CPSA International Exhibition. The deadline is March 31. Please refer to the CPSA website for the prospectus. We are planning on our own chapter exhibit, but it will be online. Details will be forthcoming.

Thanks again to the chapter board for their assistance and enthusiasm. We are planning the rest of the 2021 chapter season and we will keep you informed as we finalize our schedule. Happy new year and keep on drawing and painting! I hope to see many of you in February.

*Jane Shibata  
President, CPSA DC 214*

- PRESIDENT**  
Jane Shibata
- VICE PRESIDENT**  
Ruth Arthur
- MEMBERSHIP**  
Karen Taka
- TREASURER**  
Lupe Backe
- SECRETARY**  
Betty Sandner
- HISTORIAN**  
Tess Lee Miller
- HOSPITALITY**  
Helen Glover
- NEWSLETTER**  
Sue Donze
- WEBMASTERS**  
Andrew Purdy  
Lupe Backe
- CHAPTER 214 WEBSITE**  
<http://cpsa-dc214.org>

**HIGHLIGHTS IN THIS ISSUE**

<i>CPSA DC214 is Zooming!</i> .....	2
<i>Rhonda A and Deb Gargula in Explore This!17</i> .....	3
<i>Barbara Dahlstedt Workshop News</i> .....	4
<i>Meet Your Fellow Artists</i> .....	5-16
<i>Cleaning up With an Unusual Commission by Helen Glover</i> .....	17
<i>Members' "Safe at Home" Creations</i> .....	18-23
<i>Exploding Box Display Planned for the 2021 CPSA Convention</i> .....	19
<i>Texture Challenges</i> .....	26
<i>Exhibition News and National Convention Info</i> .....	27

**MISSION STATEMENT**

*We, the members of CPSA DC 214, gather together to educate the public and individual artists about the value of colored pencil as a fine art, to encourage artists at every level in their endeavors and to entertain our members as well as the public as we accomplish the first two goals.*

## CPSA DC 214 IS ZOOMING!

Our December 5th Zoom meeting was a success, minus a few technical difficulties. The San Diego Drawing Guild's presentation of artworks and artist bios was top notch! Many thanks to the featured artists and Sharon Meng for her excellent slideshow.



If you didn't join us,  
**WE MISSED YOU!**

Catch up with your fellow members  
by attending our next meeting  
on February 6th at 10 am.

*This is our first meeting of 2021,  
so please come and join the fun!*

**February meeting presenter:  
ARLENE WEINSTOCK**

*Watch for email notification to all  
current members.*

*Questions or problems logging on?  
Contact Lupe Backe at [lupebacke@gmail.com](mailto:lupebacke@gmail.com)*

***Arlene will present a "Rubbing in Color" lesson at our February Meeting.  
Everyone is invited to follow along with her and experiment!***

***She will demo different ways to:***

- *Make colored pencil "powder"*
- *Show how to rub it into the paper*
- *Show masking using tracing paper*
- *Show erasing the rubbed in color with a kneaded eraser, electric eraser, regular eraser*
- *Show drawing on top of rubbed in color*

***Materials for the lesson:***

*Paper of your choice: favorite colored pencil paper (9"x11" or larger)*

*Colored Pencils: any brands, Prismacolors work great. Prismacolor Colored Pencil Stix, or Caran D'Ache crayons, another brand of artist quality crayons*

*Hand sharpener with 2 size holes*

*A piece of screen or a kitchen strainer that has a screen*

*Tracing paper or other lightweight paper—3 or 4 sheets*

*Scissors or utility knife or X-acto knife*

*Erasers: kneaded, white, gum and/or battery-operated eraser*

## CPSA DC 214 Members' Works Accepted for 2021 Explore This! 17 Online Exhibition

Congratulations to the 61 artists whose work was selected by the juror, Matt Distel, Exhibitions Director, The Carnegie, Covington, Kentucky, for this show from 362 submitted paintings. These works are predominantly colored pencil with the addition of some other medium or element not allowed by the CPSA International Exhibition.

### CONGRATULATIONS RHONDA ANDERSON AND DEB GARGULA!

See the full ET! 17 gallery at: <https://cpsa.org/exhibitions/et-awards/explore-this-17-online-exhibition/>



*Rhonda Anderson—The Host, 21 x 13.5 – cp, watercolor*



*Deb Gargula— Triskelion, 10 x 10 x 3.75 – cp, water-soluble crayon, formed paper wood*



*Explore This! 17 2021  
Colored Pencil Society of America*

**CPSA DC214 is Proud to Present  
a Virtual Workshop with  
BARBARA DAHLSTEDT, CPSA**

**Saturday, March 20, 2021**

**In the comfort of your own studio via Zoom!**



This workshop, sponsored by the Los Angeles Chapter of the Colored Pencil Society of America, will explore the amazing surface of double-sided matte drafting film using Prismacolor pencils and Neocolor II, a wax pastel. Join us for a day of fun as Barbara leads us through a step-by step lesson on drawing a poppy glowing in the afternoon sun!

The workshop is 4 hours and will begin at 9:00 am.

Cost: \$60 (\$95 if you wish to be mailed supplies)

Contact Ruth Arthur to register: [ruthnbillarthur@gmail.com](mailto:ruthnbillarthur@gmail.com)

# Meet Your Fellow Artist: Arlene Weinstock

## When did you discover you liked to draw?

Like most children, I drew and painted forever. In 7th grade I decided I wanted to be an art teacher because I liked making art so much I wanted to share my joy with others. Seeing art in museums and making art became a spiritual base for me. I always returned to in times of challenge.

## Did you have an art education?

I earned a BFA from Boston University with a concentration in art education. When I graduated, there were no art teaching jobs. I refocused my art and design skills to graphics, photography, and publication design. I worked in the offset printing industry and that led me to computers. I took programming classes and found myself in the right place at the right time. I became part of the corporate computer industry. I gave up doing art of any kind for about 5 years.

Then, I set up a clay sculpture studio in a friend's basement. I loved working in 3D. That came to a crashing end when I developed an allergy to dust. So, what was I going to do now? I came across a catalog for classes at a local art center (The Torpedo Factory Art Center in Alexandria VA). I took a few drawing classes and rediscovered a joy that was missing in my life.



*#metoo—CP and Watersoluble CP, watercolor paper.  
Face with hand raised*



*On the Verge of a Breakthrough— CP, frottage,  
80lb Strathmore drawing paper.*

## Whose art was an inspiration to you and who was an art mentor to you?

My earliest inspiration happened in 5th grade on a class trip to the Brooklyn Museum. The paintings of Albert Pinkham Ryder dazzled me. Little did I know then how I had internalized the emotional impact of those little paintings. Years later Whistler's "Nocturne Series" rekindled my interest in atmospherics.

## How did you arrive at using colored pencils? Favorite brands? Surfaces?

I took a graphite drawing class with an artist named Pat Barron. One day she said to me, you should take a colored pencil class. So, I believed her and signed up and it was fun. Then Pat herself became the colored pencil teacher. I joined her class. About 2 years later, Pat saw an ad in a magazine about a national organization for colored pencils. A group of her students got together and began CPSA Chapter 109. Four of us, including Pat, went to the convention in Cleveland. Wow! We discovered other artists excited about colored pencils, like us. Curious artists joined Pat's classes and the students joined the chapter. Our CPSA convention-going group grew. I met CPSA members from all over the country, including members from 214 - what fun.


## ***Arlene Weinstock, Continued***

### **Favorite subjects? And how did you arrive at your unique textural style?**

Making art is an opportunity to be fearless and make mistakes. I love the process of making art. I try things, make a mess, and throw away bad results. I look for ways to push colored pencils to do things I don't see other artists doing.

My art is less about the subject matter than the process. I am still working on my series of atmospheric landscapes. I like to explore ideas such as low contrast, complementary colors, and texture. Composition is always the baseline for my work. Better art has a stronger composition.

I like working with color and for years I worked in a loose impressionistic style. I learned all the basic colored pencil techniques from Pat and she introduced me to



*Pre Dawn Fog— CP, frottage, dark blue handmade Japanese paper. Street scene with lights and a reflection*




*Decision— CP and Watersoluble CP, watercolor paper 2 faces looking in opposite directions*

frottage. This gave me a visual language for my looser pencil mark-making. The textured surface adds randomness. In frottage, the paper is placed over a textured surface and rubbed (scribbled) with the pencil to get the color down. Frottage calls for a lighter weight, yet strong paper. I use printmaking paper, such as Somerset Book lightweight, Gravestone Rubbing paper, or Japanese papers. Each paper is light enough to pick up the textures. I create textured Bar-on Boards for specific effects, such as foliage, grass, water, etc.

In time I began using watercolor paint as a base layer in my work. Printmaking papers like water so they work well for this. I put an under-layer of color then build the textures and details on that. The under paint works like colored paper in filling in a base color. I use masking fluid, tape, or friskit paper to preserve the white of the paper. Using watercolor paints led me to explore water-soluble pencils.

I like these pencils for creating random marks and surprises. They come alive with water. I do not try to control the water; I react to what it does. I pick the colors and I add water. I love creating resists by using water-media over wax pencils. I like hot press 140 lb watercolor paper with these pencils. I use a variety of different papers, depending on my mood.



*Early After Last Night*—CP, WC, frottage, Somerset Book lightweight paper. Street with cars

## ***Arlene Weinstock, Continued***

**Have you traveled for art purposes? Very interested in your trip to Israel. Please share whatever you'd like to about that.**

I always carry a camera with me when I travel. I take lots of pictures. I take pictures that will be inspirational for future artwork. Often bad photos make the best inspirations. The photos I take are all about composition. Sometimes it takes years before I am ready to use an image from a travel picture.

**What do you consider your main art style? Is there something specific you are trying to communicate?**

I've moved towards non-representational and abstract art. I can concentrate more on the composition and the materials. Using water-media makes it easier for me to work in dialogue with the art. As I work an idea may occur about what is happening on the page. This is what happened with the piece I made after my trip to Israel.

I kept coming back to the phrase I heard, "People want peace, governments make war". And so I added in Hebrew, Arabic, and English lettering to the abstract painting I was building. I used water-soluble Faber Castell pencils, watercolor paint, and oil-based Lyra pencils.



*Vista dell'etna*—CP, rubbed in color, hot press wc paper. From a photo taken in Sicily



## **Arlene Weinstock, Continued**

I vary my approach to starting a new work. I pick a basic pallet to begin, limiting the colors. Colored pencils are my secret sauce to add intensity, depth, edges, or textures to my work. I work in mixed media, often adding colored pencils in the finishing stages.

A wonderful piece of advice I heard was to have several pieces of work going at a time. Each piece at a different stage, beginning, middle, and finish. Depending on my mood on any day, I can pick the phase of the art that best suits my state of mind.

### **Do you listen to music or other media while creating?**

I work in silence. I tune out sound when I'm working so there is no reason for me to play music or listen to a book. Creating art puts me in a focused mental state, like meditation.

*Yearning to Breathe Free—CP and Watersoluble CP, watercolor paper, scribbling. Statue of Liberty in chaos*

### **I understand that you teach art. Do you specifically teach CP? Please tell us about that. Are you still accepting students and how are you delivering?**

I finally got back to teaching when Pat needed a substitute and she asked me if I could cover her class. Terrified, excited, and thrilled, I said yes. What a great mentor Pat was for me. In time she transitioned out of teaching and I took over her classes. I learned that the best way to learn something is to teach it. I learned as many techniques as I could and shared what I learned with my students.

In 2009 I moved to California from Washington, DC. I came to DC214 where old friends welcomed me. I taught colored pencil at several locations in the Los Angeles area, including the Palos Verdes Art Center. I expect to teach at Santa Monica College Community Education department again once classes go back to the classroom. I am currently teaching an online class for continuing students through the City of Calabasas Senior Center. Since this class is on Zoom, anyone can join. When classes go back being in-person again, I can have new students and resume teaching beginning drawing.

### **What have been your most meaningful accomplishments?**

Earning recognition from CPSA is empowering. I earned CPSA Signature, CPX Signature, and 5-year recognition for each. Every time my work is in a CPSA exhibit, national or local, it is a thrill.

I'm proud to be a member of Women Painters West and to serve as President. Women Painters West has three juried exhibits each year and I submit to them. I currently have two pieces of work in the City of Loveland Colorado Art Gallery, as part of the Women Painters West, "The Art of Coping".



## ***Arlene Weinstock, Continued***

In 2020 I became a member artist in TAG Gallery. I will have a show at TAG in November 2021. Monthly I show artwork in the member gallery. All artists want and need recognition for their work and the effort they've made. I appreciate these groups and CPSA for the opportunities I've been given.

### **What are your future goals art-wise?**

I've moved towards non-representational art. My dialogue with the artwork is more open. The work is more intuitive. I allow myself to see representation elements in the abstraction. I choose if I want to draw them out of hiding. The journey to making the art can take me to places I did not know I was heading.

Colored pencils are my secret ingredient for adding intensity, depth, edges, or textures to my work. I mostly work in mixed media, often with colored pencils.

### **Anything you would like to communicate regarding your art I haven't asked?**

Art is a core part of my being. When I am having difficulty making art, I feel disconnected. Allowing room for discovery, gives my soul room to sing.

### **Please share your social media addresses, website, blog, etc.**

Website: [www.arlenew.com](http://www.arlenew.com)

Instagram: [www.instagram.com/arlenew.art/](http://www.instagram.com/arlenew.art/)



<https://womenpainterswest.org/>



5458 Wilshire Blvd, Los Angeles, CA 90036  
<https://www.taggallery.net/about>



*Across the Park—CP, WC, Pastel Paper, scribbling. Trees and lights*



*Night Harbor—CP, line drawing, navy blue paper. Boats in a har-*



City of Loveland Colorado Art Gallery, Women Painters West Exhibit,  
"The Art of Coping"

<https://www.lovelandmuseumgallery.org/art-exhibits/the-art-of-coping/>

503 N. Lincoln Ave, Loveland, CO 80537  
<https://www.lovelandmuseumgallery.org>

## Meet Your Fellow Artist: Susan Salazar

### Q. When did I discover I liked to draw?

A. I discovered I liked to draw at an early age with my childhood favorite crayons; later, I moved on to drawing with graphite pencils and much later found my passion, drawing with colored pencils. Whatever the tool, I have always been a creative individual and inspired to draw.

### Q. Did I have an art education?

A. Yes. I have participated in many, many art workshops, private lessons and art classes at San Diego City, Mesa and Cuyamaca Colleges. When I was young hopeful artist, I had the opportunity to work as an apprentice in the advertising department of a local jewelry store.

### Q. How did I arrive at using colored pencils?

A. In 2002, after 20 years employment with the County of San Diego, I retired. I took a year off. I decided to attend Cuyamaca College in the east county. I registered in a Drawing I class. That is where I was introduced to colored pencil and continued working with them in Drawing II. I fell in love with colored pencils and have been drawing with them ever since.

### Q. Favorite brands?

A. Favorite brands I use are CaranD'Ache Pablo and Luminance, Derwent and Prismacolor pencils.

### Q. Surfaces?

A. I have worked on many different surfaces such as art paper, travertine tile, clay ceramic tiles, Dura-Lar and wood. My favorite surface is Canson Mi-teintes art paper.

### Q. Whose art was an inspiration to me and who was an art mentor to me?

A. The artists that inspire me are illustrator Norman Rockwell, Painter Joaquin Sorolla and Mary Cassatt, contemporaries John Smolko, Linda Lucas Hardy and Jeff George. Mentors who influenced me are Marilyn Grame, Linda Doll, Debra Babylon and Diane Weintrab. I took private lessons from Marilyn in colored pencil. I participated in Linda's monthly workshop; where I had a crash course in color theory, perspective and critiquing of my work. Debra Babylon taught me figure and line drawing, and Diane Weintrab was my Drawing II instructor.



*Vanishing Species*

## ***Susan Salazar, Continued***

### **Q. Favorite subjects?**

A. My favorite subjects to draw are animals, both wild and domestic. I love drawing portraits that capture personality. Each subject has its own unique challenge such as drawing the fur, eyes or selecting the surface to enhance the work.

### **Q. Have I traveled for art purposes?**

A. I have only traveled on two of Ann Kullberg's cruises, the first was the Mexican Rivera cruise and the second was to Alaska.

### **Q. What other art styles do I like?**

A. Watercolor, instant coffee, some pastels and exploring Book Art.



*Princely Smile*

### **Q. Do I listen to music or other media while creating?**

A. Sometimes I listen to music. I often have the television on for background noise. When at my studio, I really enjoy working in quiet.

### **Q. What have been my meaningful accomplishments?**

A. Some accomplishments that I never dreamed I would be able to achieve are receiving both the CPX and CPSA signature, have my work selected to be in several Ann Kullberg's books: *Hidden Treasures*, *CP Treasures* and *CP Cats & Dogs Art Instruction*, and the opportunity to teach private lessons on CP techniques, as well as share a beautiful studio in the Art District at Liberty Station in San Diego with my daughter.

### **Please tell us about Reigning Cats and Dogs art show.**

*Reigning Cats and Dogs* is a nonprofit fine art show that honors all varieties of felines and canines, domestic and wild. Deb Gargula, Vicky DeLong and I are cofounders of the show. Our venue is normally held in VELTZ Gallery at Liberty Station, but, in response to the 2020 pandemic, we moved the *Reigning Cats and Dogs* exhibition to a very successful virtual platform. Hopefully, our show for 2021 will be held once again in VELTZ Gallery; the reception is always entertaining and numerous awards are presented. Additionally, twenty percent of the proceeds go to the San Diego Human Society and Feral Cat Coalition

Our website is <http://reigningcatsdogs19.wixsite.com/website>.

---

## ***Susan Salazar, Continued***

### **Q. How did I arrive at DC 214?**

A. After attending several of DC 214 annual workshops, art exhibits and several of the chapter's meetings, I decided I wanted to be a part of the group.


### **Q. Please share my social media addresses, website, blog etc.**

A. Website: [www.susansalazarartist.com](http://www.susansalazarartist.com)

Instagram: [www.instagram.com/susan\\_salazar\\_artist/?hl=en](https://www.instagram.com/susan_salazar_artist/?hl=en)

### **Q. What are my future goals art-wise?**


A. I plan to draw/teach/learn for as long as I can, enter my work in competitions and continue with the Reigning Cats and Dogs show. In addition, I want to be an example to both my Grandchildren and Great-Grandchildren. It's never too late to achieve your dreams.



*Curious George*



*Stillness*



*Kiss Me Gene*

## More from Your Fellow Artist: Buena Johnson

**Glad to have this update from Buena, who seems pretty unstoppable!**

“Just wanted to add that my work is in the collection of hip hop mogul, Russell Simmons. Title: "Jazz Jam" is in (colored pencil).

At the presentation, the then California 1st lady Maria Shriver as the keynote speaker from the podium in a standing room only event, called me a “Phenomenal Woman and Artist” and said it was an honor to meet me. We later met outside and she introduced me to her girls and said they loved art and hoped they could learn from me.

By the goodness of GOD, in 2021, it will be 7yrs that I am a part-time UCLA Arts Instructor and I introduced a Colored Pencil Class which was accepted into the Instructional Programs. All UCLA majors, undergrads, to PhD, MD and Staff take my classes.

Most recently, My inspired artwork was just curated by TAG Gallery in LA and I am scheduled to have an upcoming solo exhibition in 2021.”



*Buena Johnson presents "Jazz Jam" to hip hop mogul Russell Simmons for his collection.*



*Buena and one of her UCLA drawing classes.*



*Correction: Failed to note U.S. Rep. Maxine Waters at right with Buena Johnson and Arianna Huffington in previous article.*



5458 Wilshire Blvd, Los Angeles, CA 90036

<https://www.taggallery.net/about>

**Please send your news and art to share to:  
Sue Donze, Editor, email: [hilgaarde@aol.com](mailto:hilgaarde@aol.com)**

## Phil Zubiante and the Monday Morning Create and Draw Zoom Group

I have a couple of art pieces that I have done since the start of the Monday morning Create and Draw zoom group hosted by artist and fellow CPSA DC 214 member Sherron Sheppard. We get together, talk shop and draw at the same time. What I like about this time is getting something going to show others in the group and discussing any problems or questions about the piece I am working on.

### MADONNARI CHALK PAINTER

When I finished my piece, Madonnari Chalk painter, I did some background research as to the meaning behind the Madonnari or street painters of Italy. Il Madonnari, or street painters will transform the Santa Barbara Mission plaza using chalk on pavement to create vibrant and colorful large scale images to celebrate the Madonnari Festival. My image is 18x24" on Strathmore Mixed Media Paper, 400 series, acid free, 140 lb. I used Premier Prismacolor pencils on the Icarus Board

### HARLEY DAVIDSON 100 YEARS

Being in the Monday Create and Draw group, I found myself picking images that I had for a while and starting to work on them. This image of a Harley Davidson engine has many reflections on the metal and the one particular reflection in different places is of me. The image is 18x24" Strathmore Mixed Media paper, 400 series, acid free, 140 lb. I used Premier Prismacolor pencils on the Icarus Board



*Madonnari Chalk Painter*



*Harley Davidson 100 Years*

## ***Phil Zubiato, Continued***




*Exhibiting Nostalgia*

### **EXHIBITING NOSTALGIA**

The image of grocery bags with my childhood nostalgic imagery came after the Harley picture and I wanted to work on something fun yet a bit challenging. Each bag has an image of someone I watched on TV or read about in the comics in the 60's, a time I enjoyed the most. My art was a major part of my life as a young brat. Plus, one of my best friends was a Navajo and his family were very instrumental in me going towards an art career for life. The image is 7x16" Canson Bristol paper, 96 lb. I used Premier Prismacolor pencils on the Icarus Board.

### **1932 PACKARD COUPE ROADSTER— *WIP*, 1st piece on drafting film**



<https://www.philzubiato.com/home>

## Cleaning Up With an Unusual Commission *By Helen Glover*

### Something Different.

I imagine as an artist from time to time, we all get asked to draw something different, this one is mine...

Regional Director Doug Stewart, from the Rainbow Cleaning System company, contacted me last July to order a commission drawing of their comprehensive cleaning product "The Rainbow SRX".

He requested 35 fully framed copies as a gift for his top sales people to be presented at an event in September 2020. After doing a small amount of research on the product I set about taking my own photos. Several different shot types were taken including some with the cleaner running, so I could photograph the movement of water with the lighting. In addition, I selected different angles to provide a comprehensive and detailed set of photos. Once I was happy with the photos, I placed them into photoshop to make my final edits.

The next step was to start drawing with the aid of the Icarus Paint Board. All in all, the drawing took a solid 2 weeks to complete.

Next off to the photographers. I came across a brilliant company called Static Medium. They are based in LA, with a full photographic studio and printing business. Their main clients are artist and photographers. They are ideal for small run work, cost effective and very helpful. It took just over a week to photograph and print my work (normally a quicker turn around delayed due to COVID-19).

With all the beautifully printed images, all I needed to do was sign and mount each one, then place into the frames I had preordered, ready for delivery.

It was amazing to receive lots of emails from the sales teams receiving their gifts along with thank you messages. The original drawing was specially mounted and presented to Doug, who had commissioned the work to begin with.

Paper: Strathmore 300 vellum

Pencils: Luminance

Artwork Size: 7"x5"

<https://fineartbyhelenglover.com/>

<https://staticmedium.com/>



***The Rainbow SRX***



***Happy Sales Team Recipients***



***Another Happy Client Commission***




## MEMBERS' "SAFE AT HOME" CREATIONS

*We love seeing the amazing works artists are creating, despite these strange and difficult times. Enjoy!*




*Lunchtime—Betty Sandner*



*Somewhere ... a Memory—Carolyn Kenney*





*2020 - Sharon Meng*



*Cocker Spaniel—Sherron Sheppard*

## MEMBERS' "SAFE AT HOME" CREATIONS, CONTINUED



Ruth Arthur—Christmas card, 100 individually created for 2020



Ruth Arthur—Deck

## MEMBERS' "SAFE AT HOME" CREATIONS, CONTINUED



*Sue Donze—SWING! Prismas on Stonehenge*



*Sue Donze—Reverse Grisaille, Prismas on Fabriano*





*Sue Donze—Plumeria, Prismas on drafting film*

---

## MEMBERS' "SAFE AT HOME" CREATIONS, CONTINUED



*MORE JEWELS FROM KAREN TAKA'S SKETCHBOOK -*



---


## MEMBERS' "SAFE AT HOME" CREATIONS, CONTINUED

*KAREN TAKA'S SKETCHBOOK CONTINUED -*



## MEMBERS' "SAFE AT HOME" CREATIONS, CONTINUED

MORE FROM KAREN'S SKETCHBOOK—



***Please send your art to share and Step by Step Tutorial submissions to:  
Sue Donze, Editor, email: [hilgaarde@aol.com](mailto:hilgaarde@aol.com)***

*From the depths of the web, Author Unknown.*

### **THE PARABLE OF THE PENCIL**

The Pencil Maker took the pencil aside just before putting him into the box. "There are five things you need to know," he told the pencil, "before I send you out into the world. Always remember them and never forget, and you will become the best pencil you can be.

**ONE:** Everything you do will always leave a mark.

**TWO:** You will be able to correct the mistakes you make.

**THREE:** What is important is what is inside of you.

**FOUR:** You will undergo painful sharpening from time to time, which will only make you better.

**FIVE:** You will be able to do many great things, but must allow yourself to be held and guided by the hand that holds you."

## Exploding Box Display Planned for the 2021 CPSA Convention

Check out the latest submissions for our chapter's unconventional display format:



Gary Dyak



Kathleen Gates—Glass Heart



Kathleen Gates



Susan Salazar—Scruffy

### What's an Exploding Box?

It's part of a crafty plan to consolidate the maximum quantity of art in the smallest, most transportable, unusual chapter display for the 2021 CPSA International Convention.

Remove the lid to reveal multiple surfaces ready for embellishment. Mini artworks will be added to all of the upper faces. Want to participate? Create your 3x3" masterpiece (total, including border, if any) on any flat paper/surface, any style/subject, 100% colored pencil.

**Kindly complete and email to me, Sue Donze at [hilgaarde@aol.com](mailto:hilgaarde@aol.com). Wish to snail mail me your mini artwork? My address is 1548 E Santa Ana Canyon Rd, Orange, CA 92865. This will be a unique display to showcase our unique chapter!**




Box photos courtesy of Gayle Uyehara

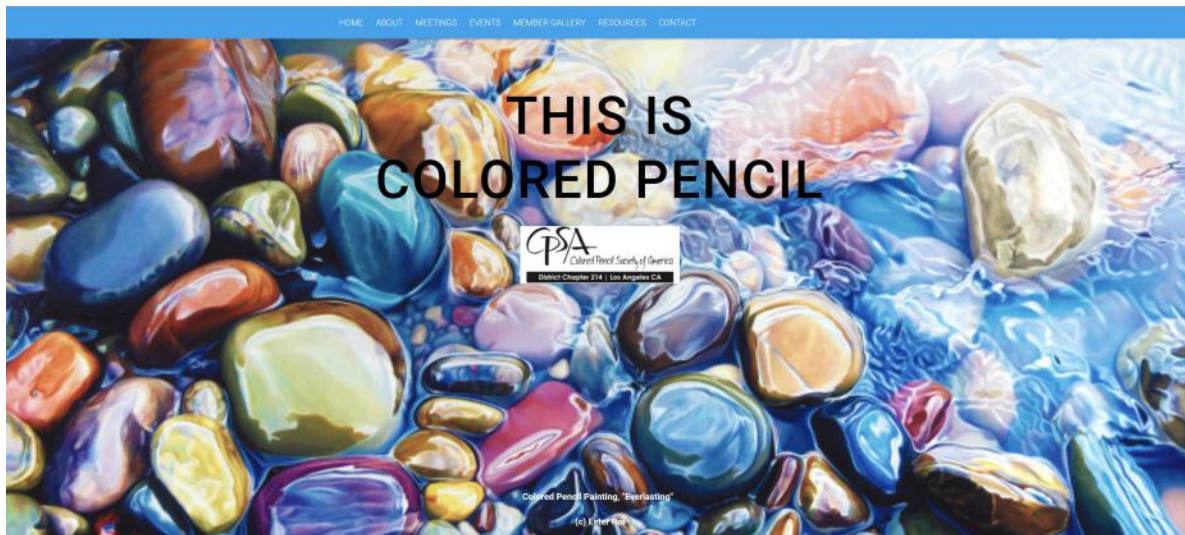
**CPSA DC 214 DATE BOOKS  
ARE STILL AVAILABLE!**

***Think gifts for friends and family.  
Keep track of birthdays, special occasions  
and share beautiful colored pencil art!***

**Contact Ruth Arthur at  
[ruthbillarthur@gmail.com](mailto:ruthbillarthur@gmail.com)**



**CPSA DC 214 WEBSITE IS GETTING A NEW FACELIFT—SHOWCASE YOUR ARTWORK**



Our website is being upgraded with new links, new art and with an eye to online exhibitions. That means we need DC 214 members' art! Take advantage of this chance to display your color pencil artwork on our chapter website, on your own dedicated gallery page.

**Submit files of your favorite artwork images of a minimum of 100KB  
to Webmaster [lupebacke@gmail.com](mailto:lupebacke@gmail.com)**



## LISA B WINS THE 2020 TEXTURE CHALLENGE

*Lisa Barash took the 2020 challenge to the finish line! Way to go!*



Lisa Barash—Metal/October



Lisa Barash—Wood/November



Lisa Barash—Cookies/December

## 2021 MONTHLY TEXTURE CHALLENGE!

*(Thanks to Rita Morgan of the Memphis chapter for the idea)*

**Draw your version of the texture on any surface,  
3 x 3" or 3 x 5" in any style, your interpretation.**

Submit them to Sue Donze for the newsletter: [hilgaarde@aol.com](mailto:hilgaarde@aol.com)

**January: vegetables**

**February: rocks/stones**

**March: fur**

**April: flora**

**May: skin (part of face, hand, etc.)**

**June: water**



**WATCH THIS SPACE FOR INFO ON  
CPSA DC 214 "PENCIL PAINTINGS"  
EXHIBITION MARCH 2021!**

**EXHIBITION NEWS AND  
CPSA CONVENTION INFO**



**THIS IS YOUR INVITATION TO SUBMIT FOR  
THE WVAG 2021 OPEN JURIED ONLINE SHOW**

**April 1 through May 31st**

Open to all adult artists and offering generous cash prizes. The Open Juried Show typically attracts over 300 entries from 100+ artists, making it one of the most significant of its kind in the region. The show this year will be online due to COVID-19.

This is a highly competitive juried show. Acceptance is not guaranteed and entry fees are non-refundable. For more information and details go to:

<https://www.westlakevillageartguild.org/>

**THE ARTLIFE FOUNDATION**

CALL for Entries  
Deadline: **Postmarked by APRIL 1, 2021**

Mail to: ARTLIFE Foundation  
P.O. Box 23020  
Ventura, CA 93002

Exhibit begins APRIL 15, 2021 - World Art Day -  
- displayed in various Ventura, CA venues for several weeks, then brought together in a single gallery to close the Exhibit.

Guidelines for Submission:

- \*Any media, or format, size: 6" x 9" mailed as a post card or in a 6"x 9" envelope.
- \*Anyone in the world may submit work. No fee, no jury, no returns. Artwork received is considered donated to ARTLIFE Foundation.
- \*All artwork will be displayed. ARTLIFE reserves the right to exclude work with inappropriate content.
- \* Please include your mail address, email address and sign your artwork.
- \*Via EMAIL ADDRESS provided, Participants will receive a digital art image from an ARTLIFE Limited Edition, the pre-eminent mail art publication created by Joseph Cardella and published monthly for 25 years (1981-2006). Work for the Editions was received from artists around the world and is collected by major art museums and libraries.

Note:  
1. Artists may submit up to 4 pieces, however each must be mailed separately.  
2. Work of students in a class may be submitted in one envelope.

**"POST" - PANDEMIC MAIL ART EXHIBITION**  
MAIL ART- A populist art movement centered on sending small works through the mail.  
Everything is art; everyone is an artist.



**NOTE: A signed print of an original work is acceptable for entry**

**CPSA 29th Annual  
International Exhibition  
Upcoming Entry Deadline  
March 31, 2021**

*Download the prospectus at  
[www.cpsa.org](http://www.cpsa.org)*



**CPSA 2021 Convention  
Cincinnati Ohio**

**July 28-31, 2021**

Pre-convention meetings July 27-28, 2021

**WORKSHOPS**

Denise Howard, CPSA, CPX—*Five Steps to Believable Textures*  
Cynthia Knox, CPSA—*Painting with Colored Pencils—  
A Still Life Portrait*

**The Summit Hotel  
5345 Medpace Way  
Cincinnati, Ohio 45227**



*The 29th Annual  
International Exhibition  
will be inside the Hotel*

**Convention Info available at [www.cpsa.org](http://www.cpsa.org)**

**DUE TO THE EXISTING COVID SITUATION, 2020 - 2021 CHAPTER DUES = \$10**

**DUES • BADGE**

**Membership Dues**

As of this month we have 43 paid members. We think everyone should join the fun, don't you? Please encourage your CP friends to join as well.

Chapter membership dues are \$20.00 per year (**\$10 for 2020 - 2021**) and are due on November 1st. Please fill out the attached form and mail with your payment to Karen Taka, Membership Chair, address below.

**Stand up and be proud** with your cool CPSA 214 magnetic badge! Only \$11.00. Please make your check payable to Karen Taka with "CPSA 214 Badge" in memo and mail to Karen Taka, Membership Chair, address below.

**Questions?** Contact Karen Taka at [Karetaka@aol.com](mailto:Karetaka@aol.com)



**CPSA Chapter 214  
Membership Registration**

November 1, 2020 to October 31, 2021



NEW MEMBER     RENEWAL

Name: \_\_\_\_\_

Address: \_\_\_\_\_

City: \_\_\_\_\_ State: \_\_\_\_\_ Zip Code: \_\_\_\_\_

Phone: \_\_\_\_\_ E-Mail: \_\_\_\_\_

YES! I have paid my national CPSA membership dues

Check # \_\_\_\_\_ Amount \$10.00 (**for 2020 - 2021 only**)

Please make your check payable to: CPSA DC 214 and mail it with this form to:

Karen Taka - 4147 Minerva Ave., Los Angeles, CA 90066

